


NOLITA

A quarterly analysis of residential sales
in NoLlta, Manhattan

4th Quarter 2017



Karen Kostiw
P: 917.524.4152
kkostiw@warburgrealty.com
www.warburgrealty.com



Residential Market Report, 4th Quarter 2017

NoLita, Manhattan

SUMMARY

MEDIAN SALE PRICE

\$1.29M

-56% YoY

NO. OF TRANSACTIONS

4

33% YoY

MEDIAN PRICE/SQ.FT.

\$2,076

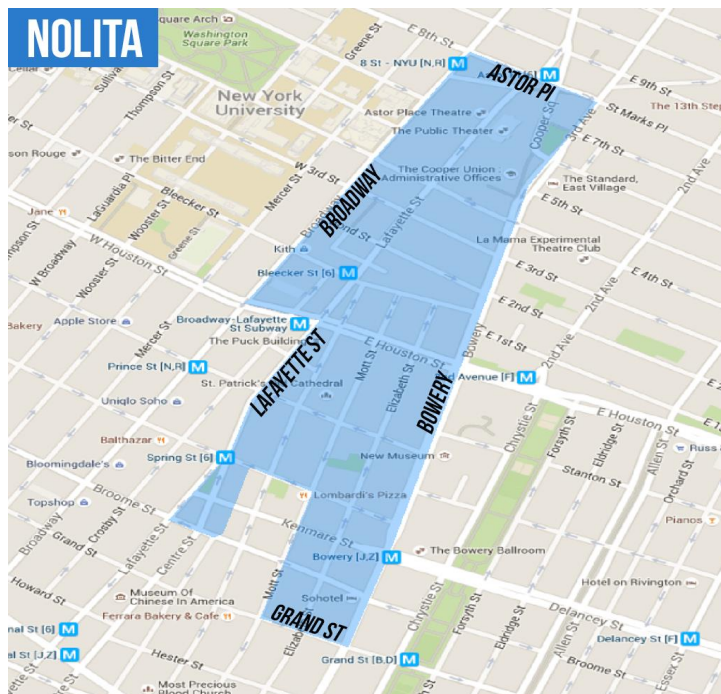
2% YoY

MANHATTAN
MEDIAN SALE PRICE

\$1.1M

11% YoY

NEIGHBORHOOD BOUNDARIES

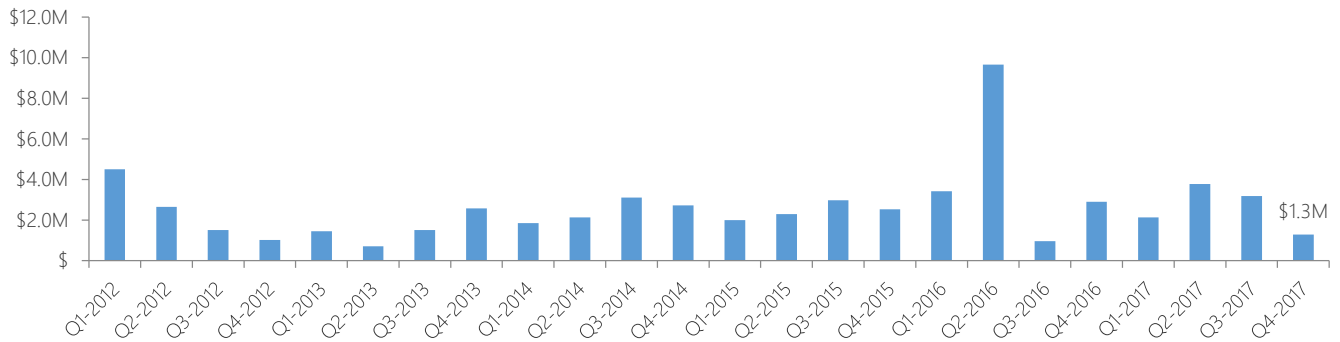


Karen Kostiw
P: 917.524.4152
kkostiw@warburgrealty.com
www.warburgrealty.com

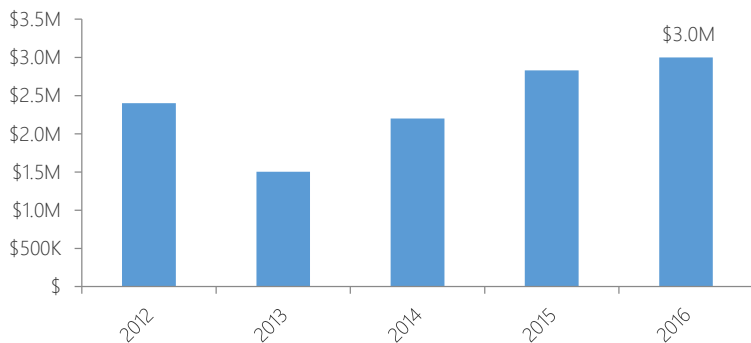


RESIDENTIAL STATS

Median Sale Price by Quarter

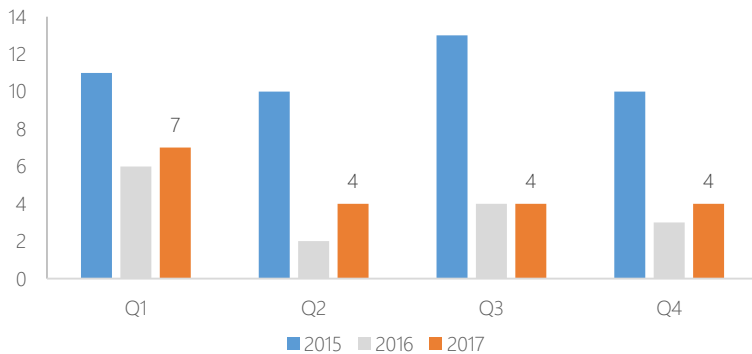


Median Sale Price by Year



Number of Transactions

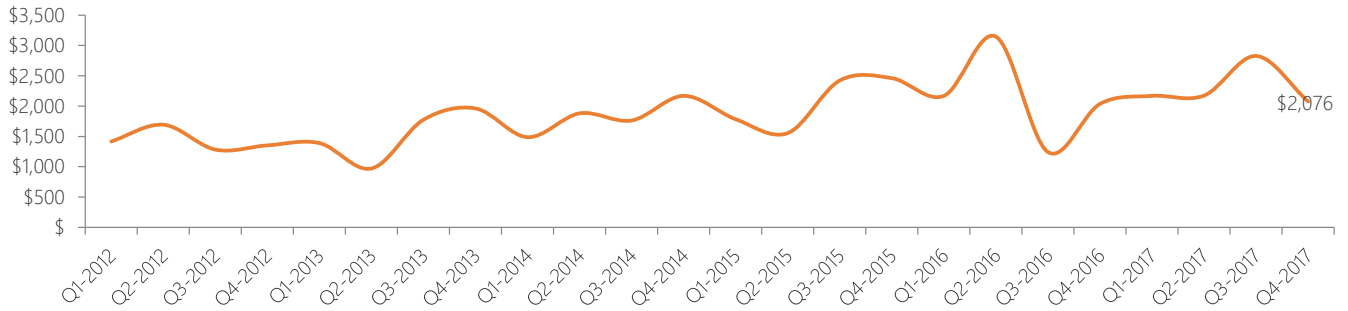
Quarter	2012	2013	2014	2015	2016	2017
Q1	1	5	7	11	6	7
Q2	9	6	4	10	2	4
Q3	7	27	7	13	4	4
Q4	4	6	5	10	3	4



Karen Kostiw
 P: 917.524.4152
 kkostiw@warburgrealty.com
 www.warburgrealty.com



Median Sale Price per Square Foot

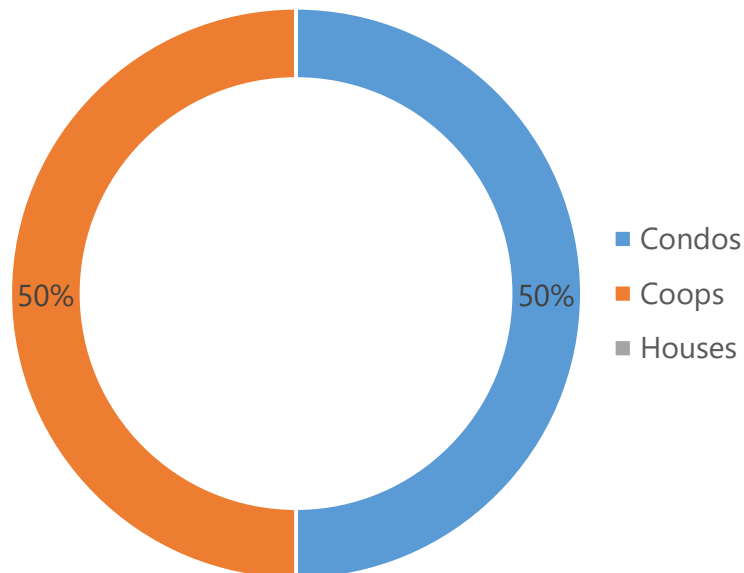


RESIDENTIAL SALES BREAKDOWN

Type of Residential Properties Sold

Property Type	Median sale price	Y-o-Y	Median sale price/sqft	Y-o-Y	Transactions
Condos	\$1,862,500	-36%	\$2,094	3%	2
Coops	\$744,238	-	\$828	-	2
Houses	-	-	-	-	0

Number of Sales by Building Type



LIST OF TRANSACTIONS

Address	BBL	Sale date	Sale price	Property type	Sqft
256 Bowery #6A	1-00507-1118	28-Dec-17	\$1,975,000	Condo	935
11 Prince St #3B	1-00507-1011	24-Oct-17	\$1,750,000	Condo	843
243 Mulberry St #3L	1-00495-0029	16-Oct-17	\$826,475	Coop	
45 Spring St #RES1	1-00494-1102	1-Dec-17	\$662,000	Coop	800



Karen Kostiw
P: 917.524.4152
kkostiw@warburgrealty.com
www.warburgrealty.com

