

THEATRE DISTRICT - TIMES SQUARE

A monthly analysis of residential sales
in Theatre District - Times Square, Manhattan

February 2018



Karen Kostiw
P: 917.524.4152
kkostiw@warburgrealty.com
www.warburgrealty.com



Residential Market Report, February 2018

Theatre District - Times Square, Manhattan

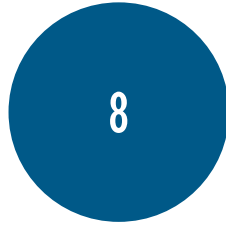
SUMMARY

MEDIAN SALE PRICE



-59% YoY

NO. OF TRANSACTIONS



33% YoY

MEDIAN PRICE/SQ.FT.



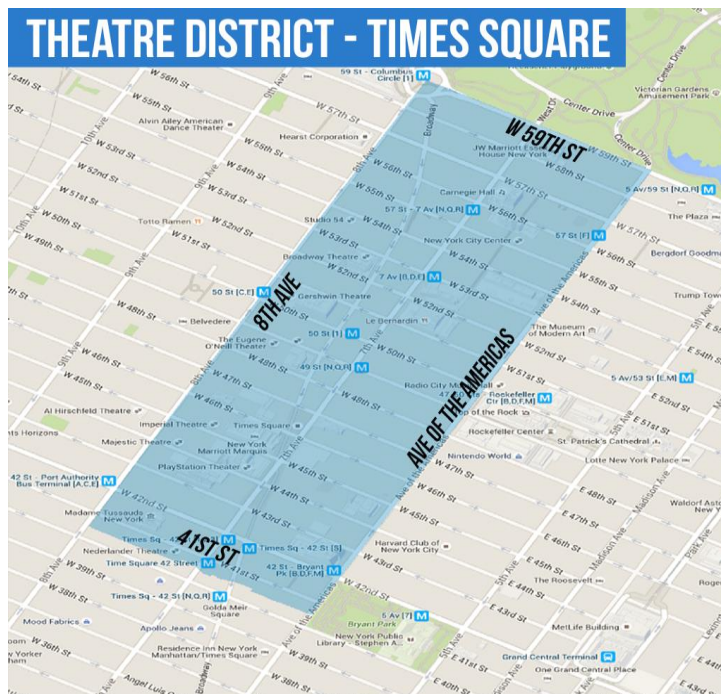
-13% YoY

MANHATTAN
MEDIAN SALE PRICE



14% YoY

NEIGHBORHOOD BOUNDARIES

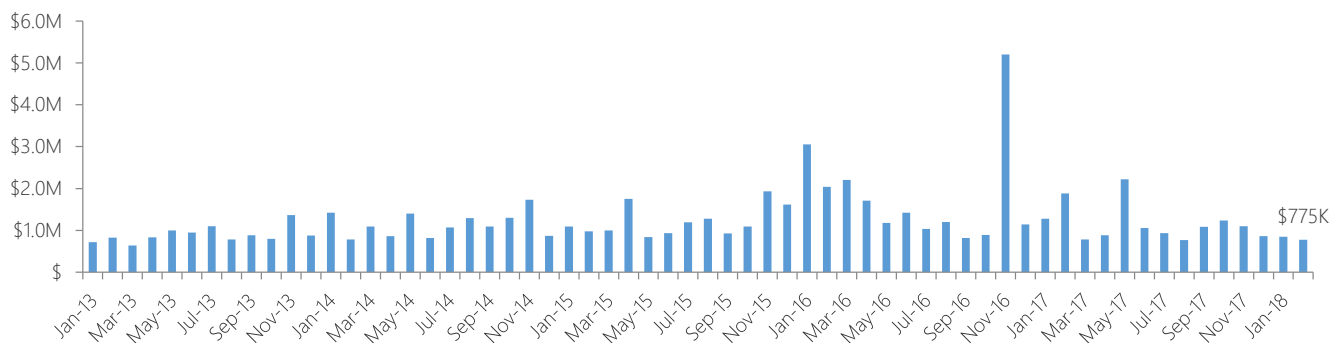


Karen Kostiw
P: 917.524.4152
kkostiw@warburgrealty.com
www.warburgrealty.com

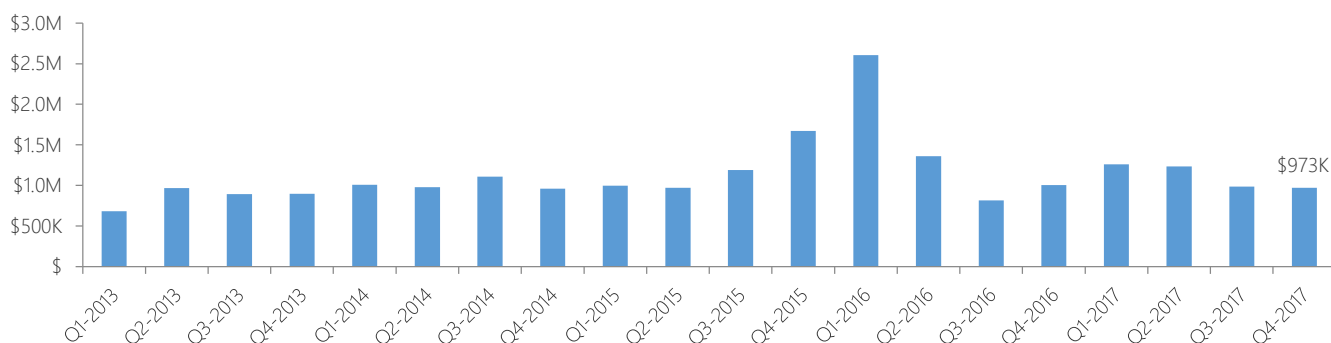


RESIDENTIAL STATS

Median Sale Price by Month

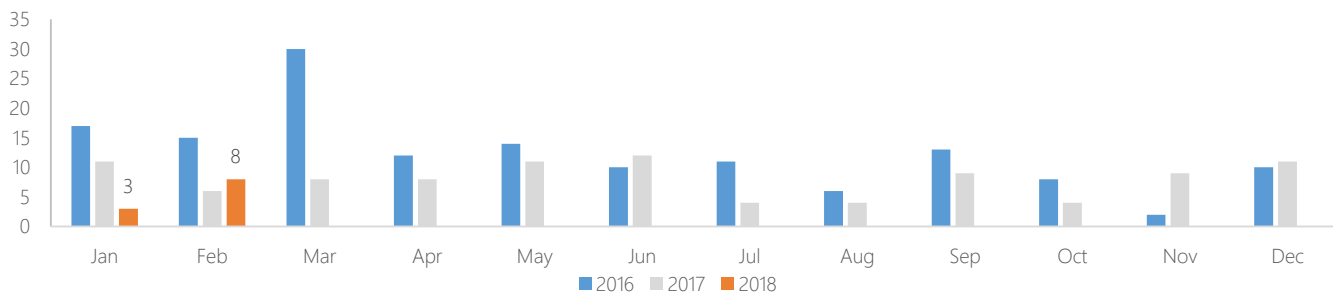


Median Sale Price by Quarter



Number of Transactions

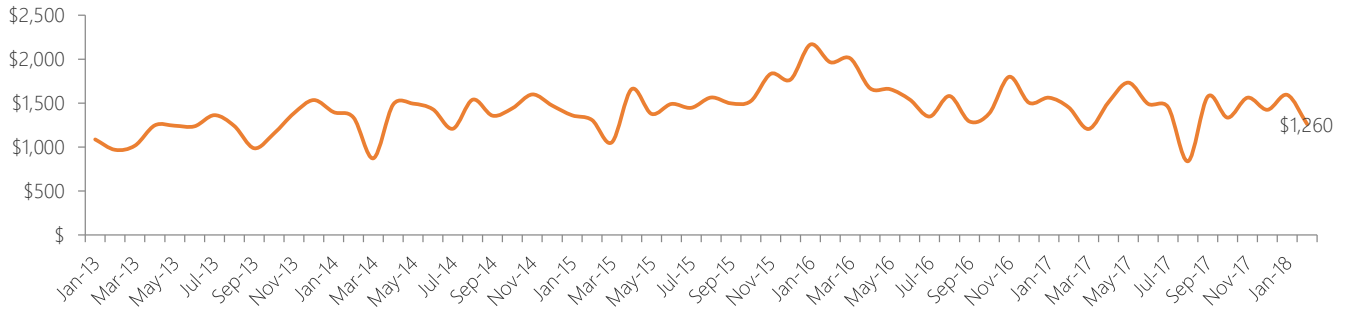
Year	Jan	Feb	Mar	Apr	May	Jun	Jul	Aug	Sep	Oct	Nov	Dec
2013	9	5	6	16	19	13	15	11	11	16	5	9
2014	7	7	7	10	8	11	9	8	14	7	4	16
2015	8	8	15	18	7	16	18	8	11	7	22	31
2016	17	15	30	12	14	10	11	6	13	8	2	10
2017	11	6	8	8	11	12	4	4	9	4	9	11
2018	3	8										



Karen Kostiw
 P: 917.524.4152
 kkostiw@warburgrealty.com
 www.warburgrealty.com



Median Sale Price per Square Foot

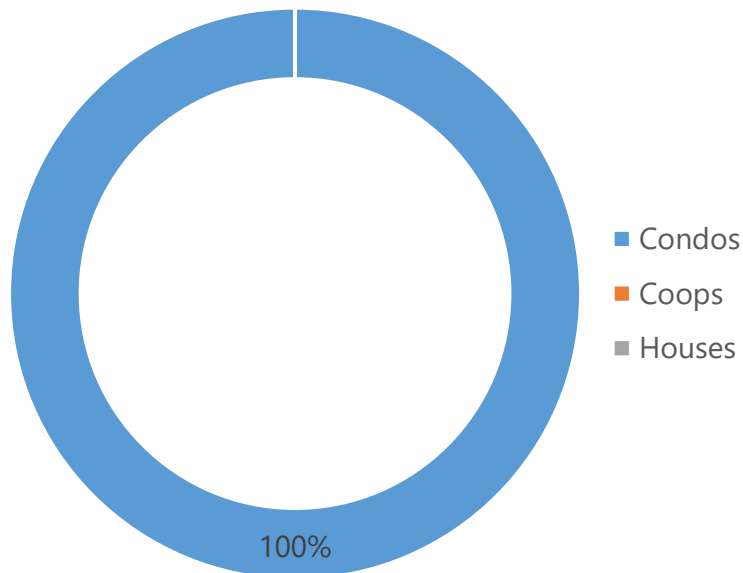


RESIDENTIAL SALES BREAKDOWN

Type of Residential Properties Sold

Property Type	Median sale price	Y-o-Y	Median sale price/sqft	Y-o-Y	Transactions
Condos	\$775,000	-61%	\$1,260	-13%	8
Coops	-	-	-	-	0
Houses	-	-	-	-	0

Number of Sales by Building Type



LIST OF TRANSACTIONS

Address	BBL	Sale date	Sale price	Property type	Sqft
150-156 W 56 St #5801	1-01008-1385	28-Feb-18	\$3,100,000	Condo	1,582
1600 Broadway #PH4B	1-01020-1229	21-Feb-18	\$1,100,000	Condo	889
1600 Broadway #5A	1-01020-1104	21-Feb-18	\$1,060,000	Condo	889
150 W 51 St #1432	1-01003-1232	23-Feb-18	\$775,000	Condo	615
150 W 51 St #1815	1-01003-1345	22-Feb-18	\$750,000	Condo	544
150 W 51 St #1624	1-01003-1290	14-Feb-18	\$740,000	Condo	560
146 W 57 St #51F	1-01009-1240	14-Feb-18	\$290,000	Condo	808



Karen Kostiw
P: 917.524.4152
kkostiw@warburgrealty.com
www.warburgrealty.com

