


CHINATOWN

A quarterly analysis of residential sales
in Chinatown, Manhattan

1st Quarter 2018



Karen Kostiw
P: 917.524.4152
kkostiw@warburgrealty.com
www.warburgrealty.com



Residential Market Report, 1st Quarter 2018

Chinatown, Manhattan

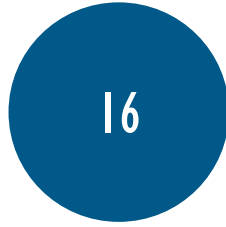
SUMMARY

MEDIAN SALE PRICE



2% YoY

NO. OF TRANSACTIONS



100% YoY

MEDIAN PRICE/SQ.FT.



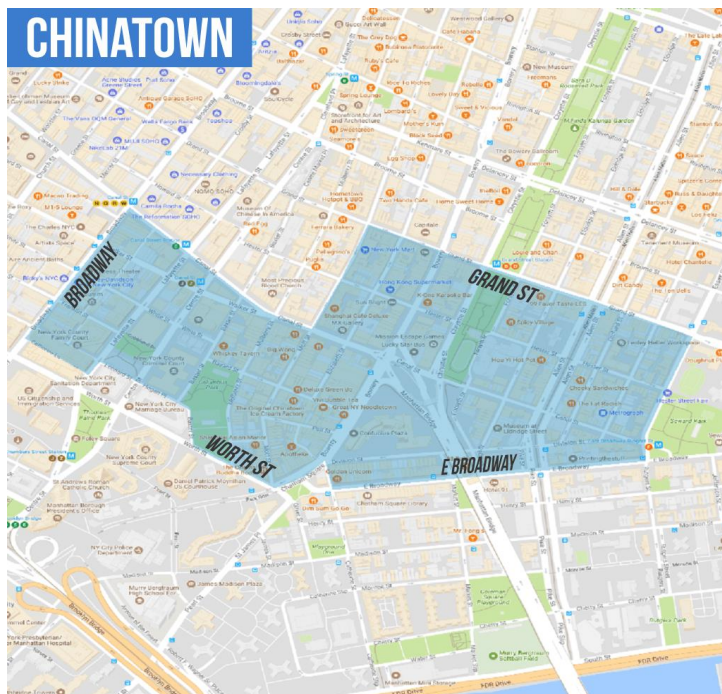
25% YoY

MANHATTAN
MEDIAN SALE PRICE



3% YoY

NEIGHBORHOOD BOUNDARIES

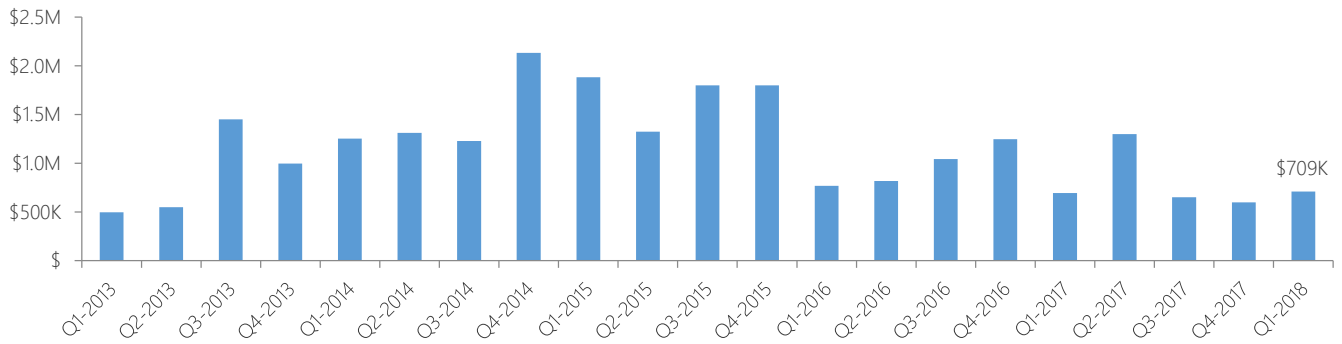


Karen Kostiw
P: 917.524.4152
kkostiw@warburgrealty.com
www.warburgrealty.com

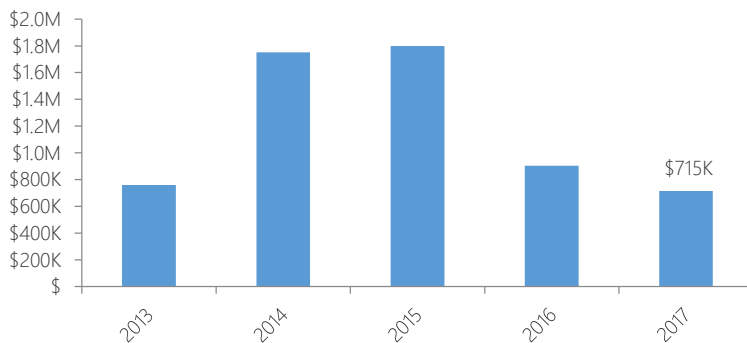


RESIDENTIAL STATS

Median Sale Price by Quarter

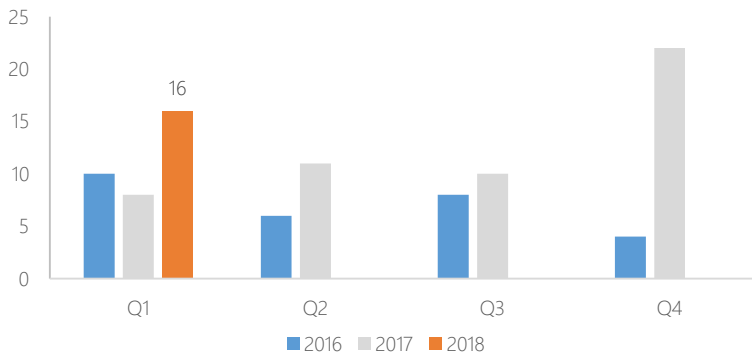


Median Sale Price by Year



Number of Transactions

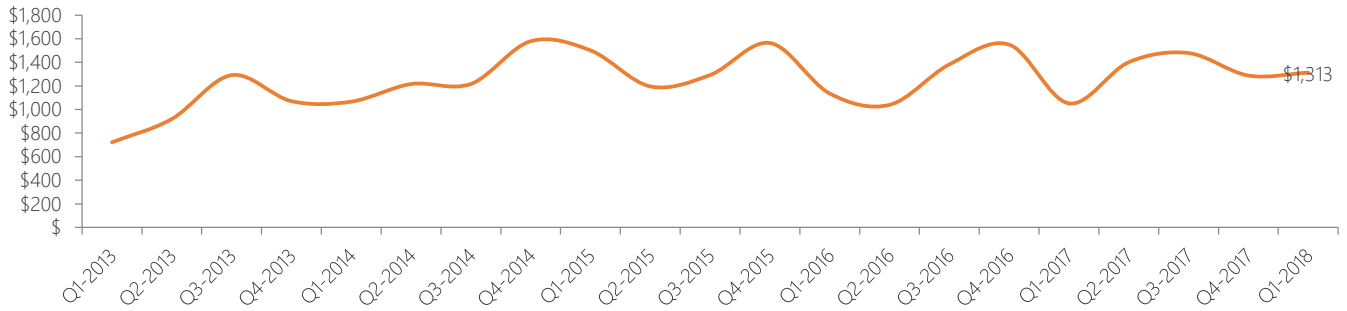
| Quarter | 2013 | 2014 | 2015 | 2016 | 2017 | 2018 |
|---------|------|------|------|------|------|------|
| Q1 | 9 | 11 | 17 | 10 | 8 | 16 |
| Q2 | 22 | 9 | 19 | 6 | 11 | |
| Q3 | 23 | 12 | 9 | 8 | 10 | |
| Q4 | 17 | 58 | 5 | 4 | 22 | |



Karen Kostiw
 P: 917.524.4152
 kkostiw@warburgrealty.com
 www.warburgrealty.com



Median Sale Price per Square Foot

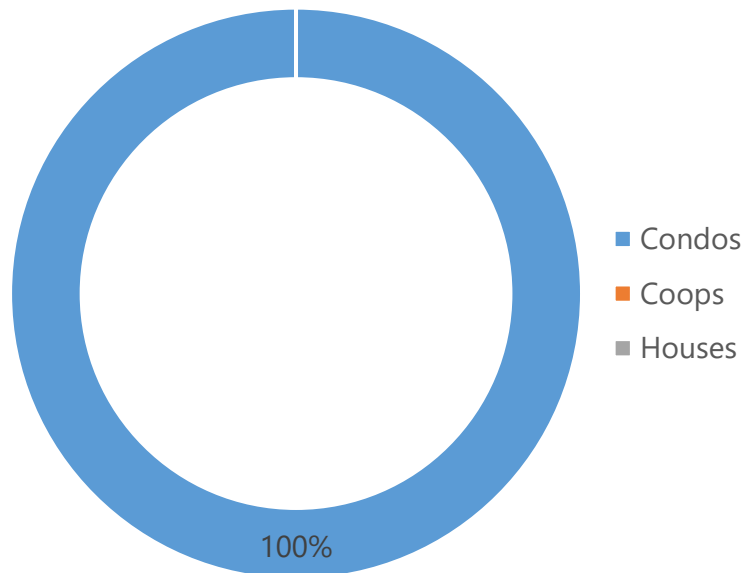


RESIDENTIAL SALES BREAKDOWN

Type of Residential Properties Sold

| Property Type | Median sale price | Y-o-Y | Median sale price/sqft | Y-o-Y | Transactions |
|---------------|-------------------|-------|------------------------|-------|--------------|
| Condos | \$708,895 | 2% | \$1,313 | 25% | 16 |
| Coops | - | - | - | - | 0 |
| Houses | - | - | - | - | 0 |

Number of Sales by Building Type



LIST OF TRANSACTIONS

| Address | BBL | Sale date | Sale price | Property type | Sqft |
|---------------------|--------------|-----------|-------------|---------------|-------|
| 101 Leonard St #6B | 1-00171-1231 | 15-Feb-18 | \$2,775,000 | Condo | 1,815 |
| 81 White St #3E | 1-00172-1205 | 9-Jan-18 | \$2,425,000 | Condo | 1,982 |
| 81 White St #3E | 1-00172-1205 | 9-Jan-18 | \$2,425,000 | Condo | 1,982 |
| 30 Orchard St #2 | 1-00298-1302 | 22-Mar-18 | \$2,112,500 | Condo | 1,157 |
| 80 Elizabeth St #6L | 1-00239-1059 | 20-Mar-18 | \$1,055,000 | Condo | 677 |
| 50 Bayard St #2M | 1-00202-1012 | 10-Jan-18 | \$820,000 | Condo | 653 |
| 376 Broadway #18E | 1-00172-1117 | 31-Jan-18 | \$815,000 | Condo | 595 |
| 50 Bayard St #2P | 1-00202-1015 | 9-Mar-18 | \$760,000 | Condo | 659 |
| 86 Canal St #12D | 1-00292-1142 | 5-Jan-18 | \$657,790 | Condo | |
| 86 Canal St #8A | 1-00292-1123 | 10-Jan-18 | \$602,804 | Condo | |
| 86 Canal St #7A | 1-00292-1119 | 26-Feb-18 | \$582,439 | Condo | |
| 86 Canal St #9D | 1-00292-1130 | 10-Jan-18 | \$578,366 | Condo | |
| 86 Canal St #11B | 1-00292-1136 | 18-Jan-18 | \$462,384 | Condo | |
| 86 Canal St #10B | 1-00292-1132 | 7-Feb-18 | \$462,384 | Condo | |
| 86 Canal St #8C | 1-00292-1125 | 10-Jan-18 | \$457,314 | Condo | |
| 86 Canal St #6C | 1-00292-1117 | 10-Jan-18 | \$442,104 | Condo | |



Karen Kostiw
P: 917.524.4152
kkostiw@warburgrealty.com
www.warburgrealty.com

