

CIVIC CENTER

A quarterly analysis of residential sales
in Civic Center, Manhattan

1st Quarter 2018



Karen Kostiw
P: 917.524.4152
kkostiw@warburgrealty.com
www.warburgrealty.com



Residential Market Report, 1st Quarter 2018

Civic Center, Manhattan

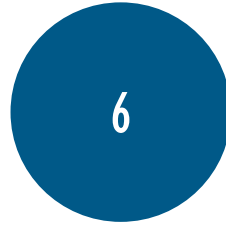
SUMMARY

MEDIAN SALE PRICE



-12% YoY

NO. OF TRANSACTIONS



100% YoY

MEDIAN PRICE/SQ.FT.



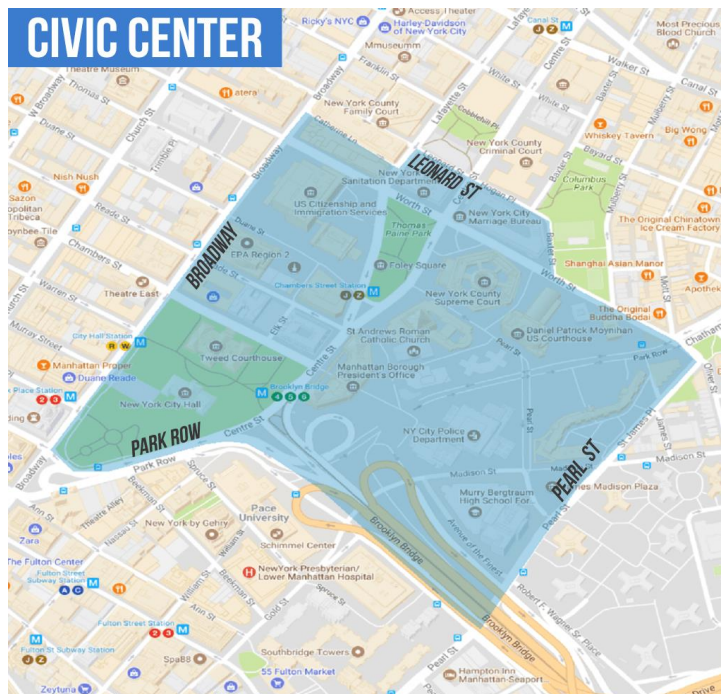
6% YoY

MANHATTAN
MEDIAN SALE PRICE



3% YoY

NEIGHBORHOOD BOUNDARIES

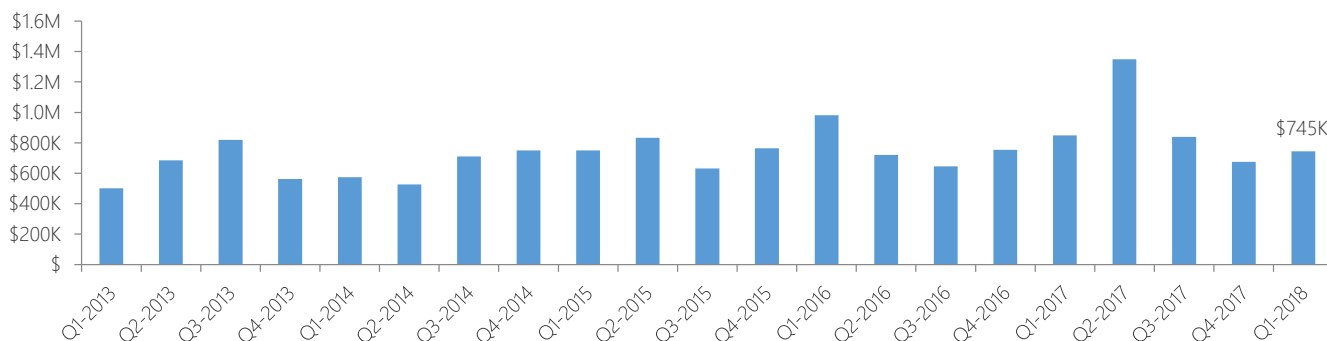


Karen Kostiw
P: 917.524.4152
kkostiw@warburgrealty.com
www.warburgrealty.com

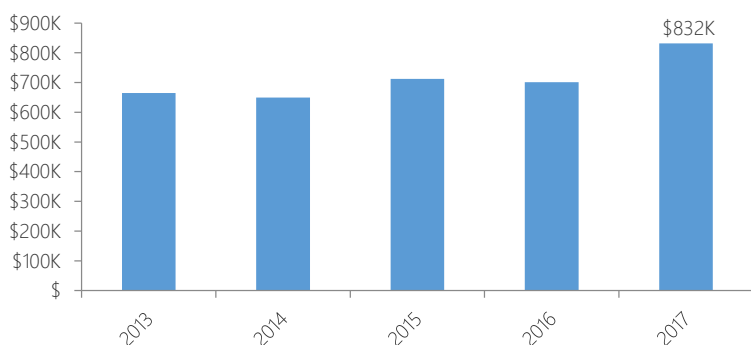


RESIDENTIAL STATS

Median Sale Price by Quarter

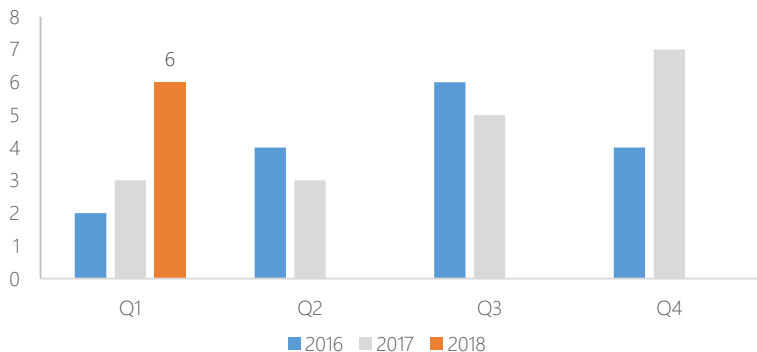


Median Sale Price by Year



Number of Transactions

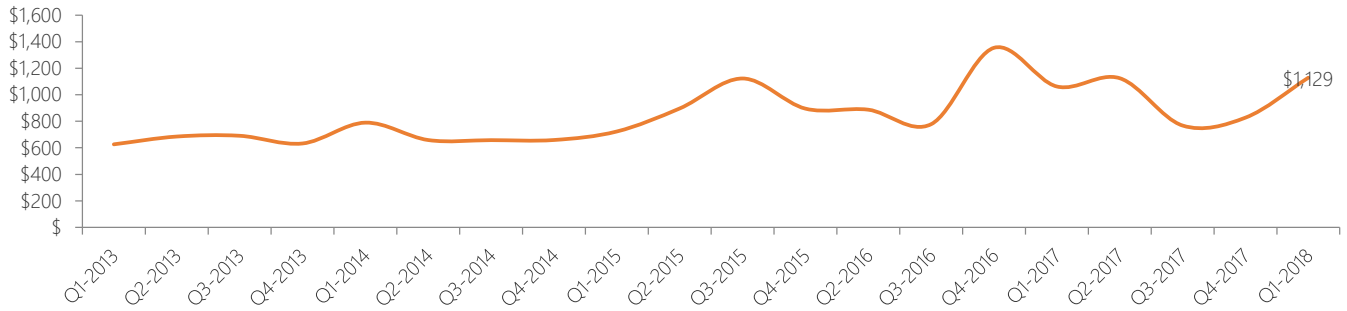
Quarter	2013	2014	2015	2016	2017	2018
Q1	4	5	5	2	3	6
Q2	3	6	4	4	3	
Q3	11	4	10	6	5	
Q4	4	9	5	4	7	



Karen Kostiw
 P: 917.524.4152
 kkostiw@warburgrealty.com
 www.warburgrealty.com



Median Sale Price per Square Foot

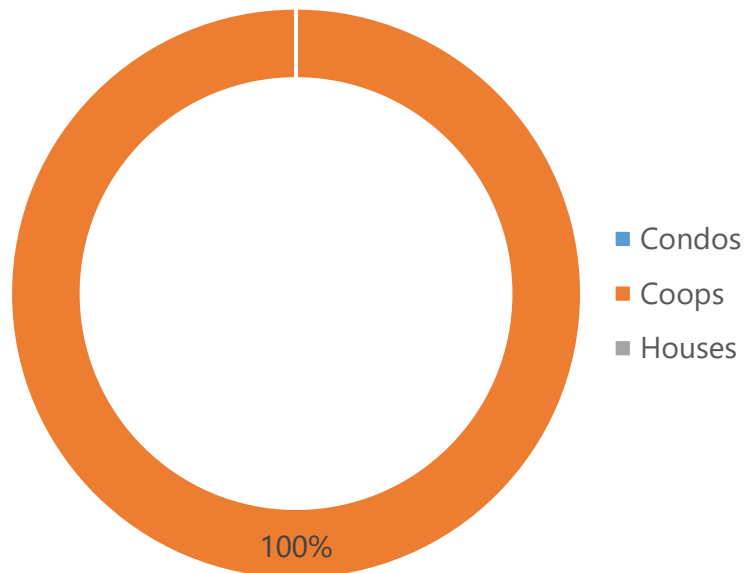


RESIDENTIAL SALES BREAKDOWN

Type of Residential Properties Sold

Property Type	Median sale price	Y-o-Y	Median sale price/sqft	Y-o-Y	Transactions
Condos	-	-	-	-	0
Coops	\$745,000	-12%	\$1,129	6%	6
Houses	-	-	-	-	0

Number of Sales by Building Type



LIST OF TRANSACTIONS

Address	BBL	Sale date	Sale price	Property type	Sqft
185 Park Row #17G	1-00117-0001	12-Jan-18	\$910,000	Coop	502
185 Park Row #2H	1-00117-0001	16-Feb-18	\$818,000	Coop	
185 Park Row #5D	1-00117-0001	11-Jan-18	\$790,000	Coop	700
185 Park Row #16C	1-00117-0001	22-Jan-18	\$700,000	Coop	
196-198 Park Row #4E	1-00161-0001	5-Jan-18	\$523,000	Coop	560
185 Park Row #10G	1-00117-0001	31-Jan-18	\$456,000	Coop	



Karen Kostiw
P: 917.524.4152
kkostiw@warburgrealty.com
www.warburgrealty.com

