


# ROOSEVELT ISLAND

A quarterly analysis of residential sales  
in Roosevelt Island, Manhattan

4th Quarter 2017



Karen Kostiw  
P: 917.524.4152  
kkostiw@warburgrealty.com  
www.warburgrealty.com



# Residential Market Report, 4th Quarter 2017

## Roosevelt Island, Manhattan

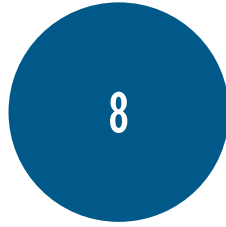
### SUMMARY

MEDIAN SALE PRICE



-5% YoY

NO. OF TRANSACTIONS



-43% YoY

MEDIAN PRICE/SQ.FT.



0% YoY

MANHATTAN  
MEDIAN SALE PRICE



11% YoY

### NEIGHBORHOOD BOUNDARIES

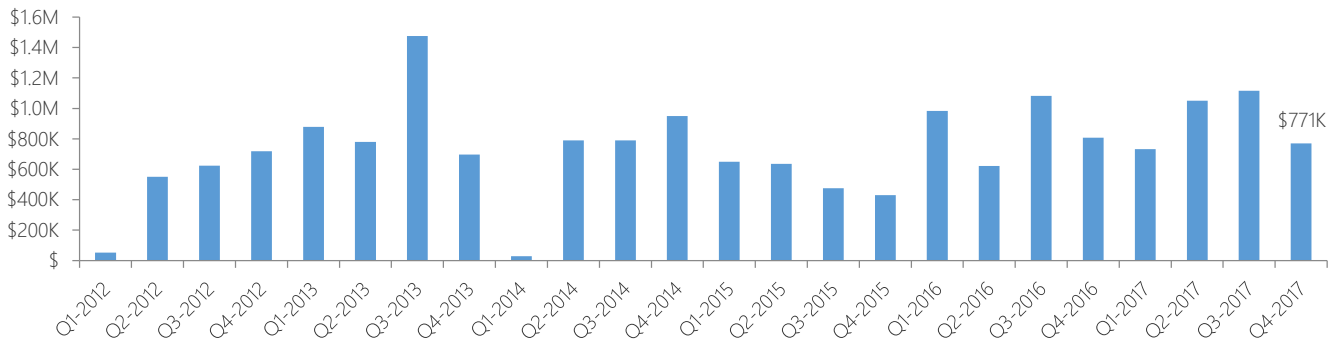


Karen Kostiw  
P: 917.524.4152  
kkostiw@warburgrealty.com  
www.warburgrealty.com

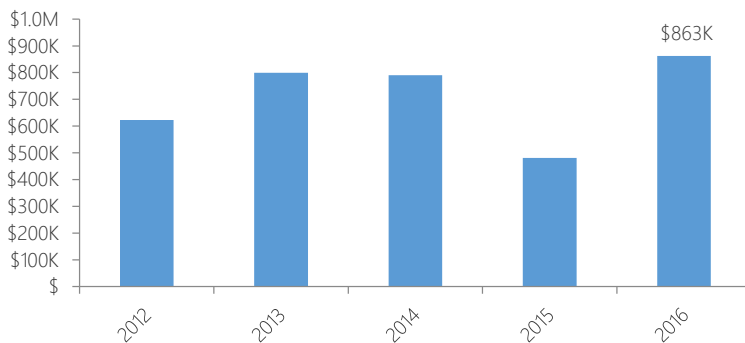


# RESIDENTIAL STATS

## Median Sale Price by Quarter

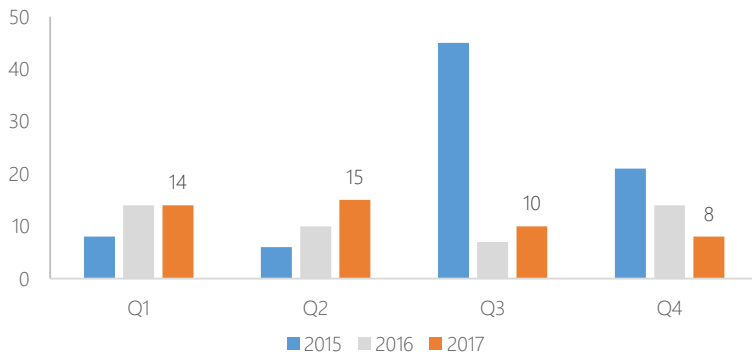


## Median Sale Price by Year



## Number of Transactions

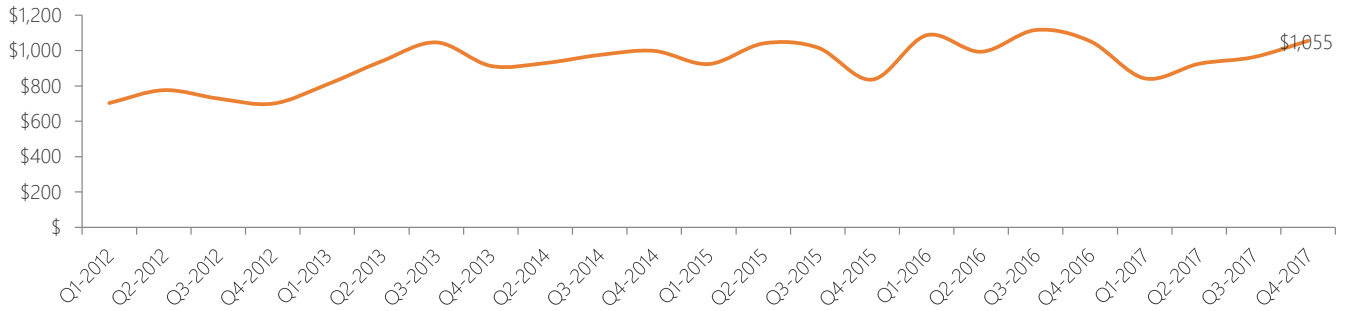
Quarter	2012	2013	2014	2015	2016	2017
Q1	9	10	2	8	14	14
Q2	13	7	7	6	10	15
Q3	15	3	10	45	7	10
Q4	12	6	10	21	14	8



Karen Kostiw  
 P: 917.524.4152  
 kkostiw@warburgrealty.com  
 www.warburgrealty.com



## Median Sale Price per Square Foot

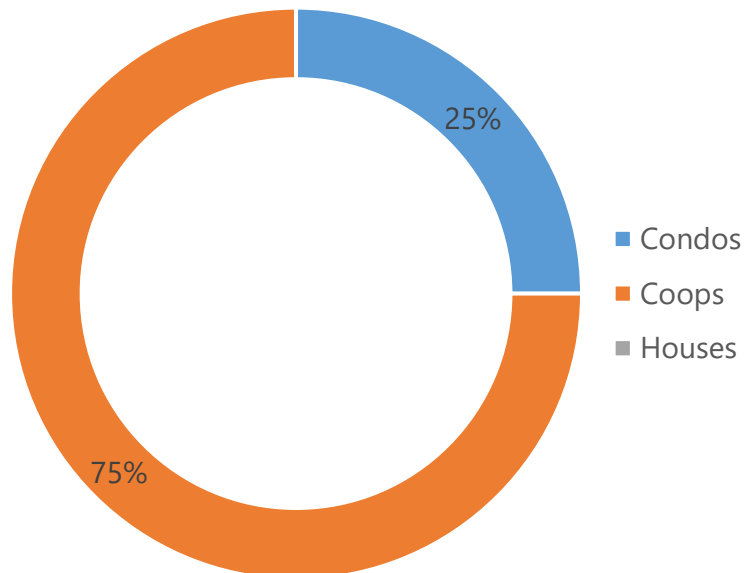


## RESIDENTIAL SALES BREAKDOWN

### Type of Residential Properties Sold

Property Type	Median sale price	Y-o-Y	Median sale price/sqft	Y-o-Y	Transactions
Condos	\$791,250	-53%	\$1,308	9%	2
Coops	\$770,750	-2%	\$783	-14%	6
Houses	-	-	-	-	0

### Number of Sales by Building Type



## LIST OF TRANSACTIONS

Address	BBL	Sale date	Sale price	Property type	Sqft
551 Main St #RES	1-01373-1901	24-Oct-17	\$1,816,028	Coop	
531-535 Main St #909	1-01373-0040	19-Dec-17	\$1,112,000	Coop	1,364
455 Main St #12F	1-01373-1092	21-Dec-17	\$897,500	Condo	679
551 Main St #602	1-01373-1901	6-Oct-17	\$799,000	Coop	
531-535 Main St #811	1-01373-0040	3-Oct-17	\$742,500	Coop	988
531-535 Main St #428	1-01373-0040	26-Oct-17	\$715,000	Coop	
455 Main St #11N	1-01373-1184	10-Nov-17	\$685,000	Condo	529
531-535 Main St #317	1-01373-0040	4-Oct-17	\$638,000	Coop	



Karen Kostiw  
P: 917.524.4152  
kkostiw@warburgrealty.com  
www.warburgrealty.com

