


# CHINATOWN

A quarterly analysis of residential sales  
in Chinatown, Manhattan

2nd Quarter 2018



Karen Kostiw  
P: 917.524.4152  
kkostiw@warburgrealty.com  
www.warburgrealty.com



# Residential Market Report, 2nd Quarter 2018

## Chinatown, Manhattan


### SUMMARY

MEDIAN SALE PRICE



-30% YoY

NO. OF TRANSACTIONS



-18% YoY

MEDIAN PRICE/SQ.FT.



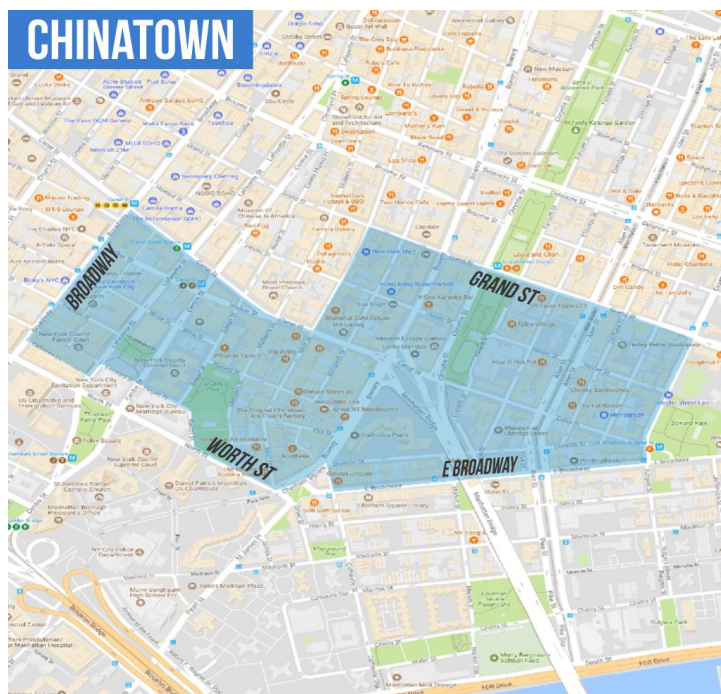
-6% YoY

MANHATTAN  
MEDIAN SALE PRICE



-8% YoY

### NEIGHBORHOOD BOUNDARIES

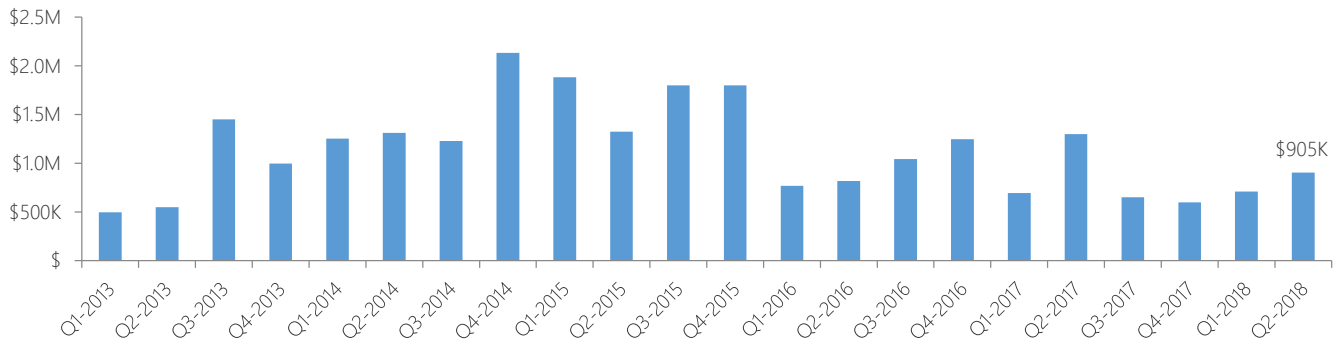


Karen Kostiw  
P: 917.524.4152  
kkostiw@warburgrealty.com  
www.warburgrealty.com

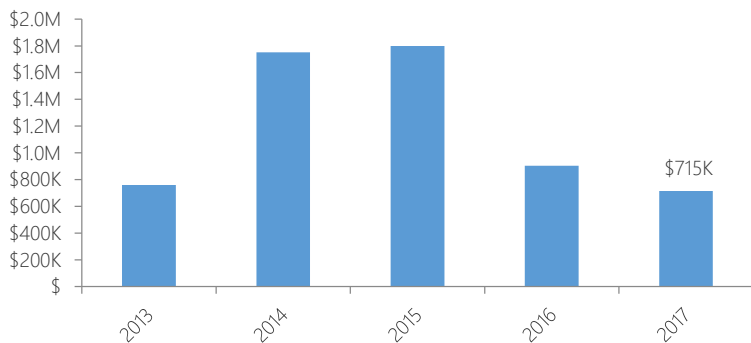


# RESIDENTIAL STATS

## Median Sale Price by Quarter

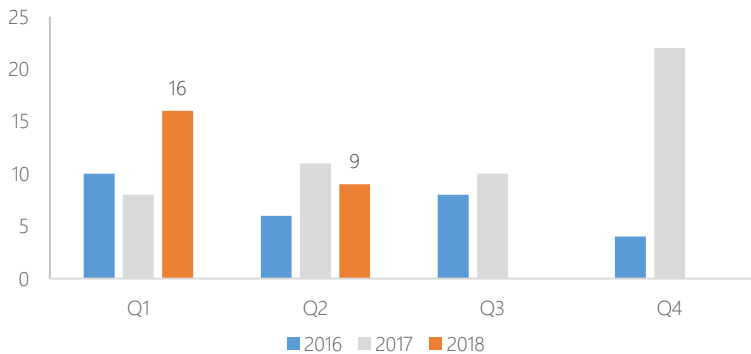


## Median Sale Price by Year



## Number of Transactions

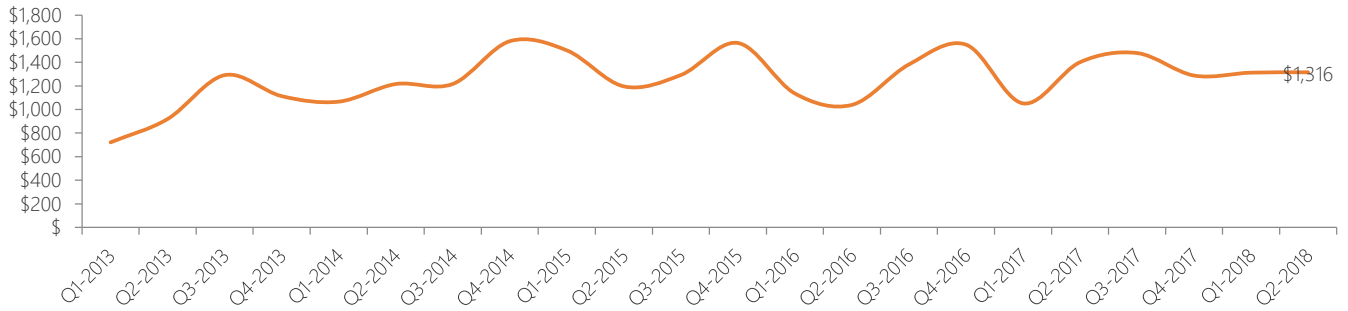
Quarter	2013	2014	2015	2016	2017	2018
Q1	9	11	17	10	8	16
Q2	22	9	19	6	11	9
Q3	23	12	9	8	10	
Q4	17	58	5	4	22	



Karen Kostiw  
 P: 917.524.4152  
 kkostiw@warburgrealty.com  
 www.warburgrealty.com



## Median Sale Price per Square Foot

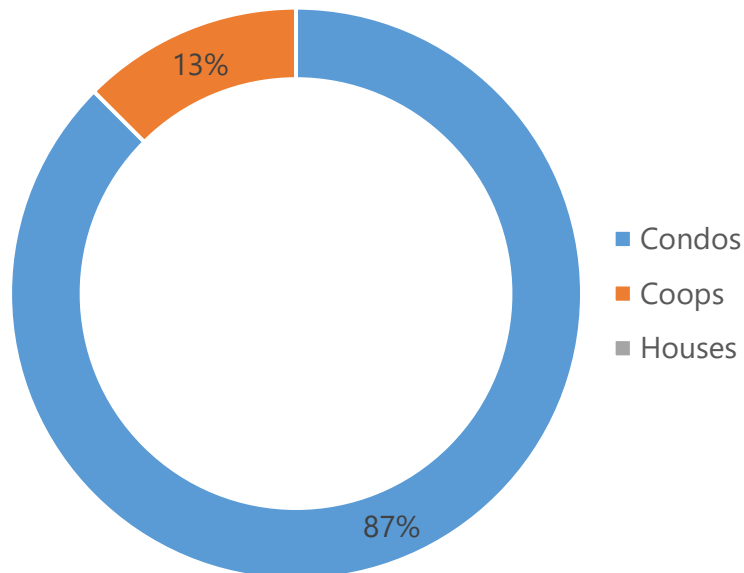


## RESIDENTIAL SALES BREAKDOWN

### Type of Residential Properties Sold

Property Type	Median sale price	Y-o-Y	Median sale price/sqft	Y-o-Y	Transactions
Condos	\$830,000	-36%	\$1,316	-6%	7
Coops	\$3,300,000	-	-	-	1
Houses	-	-	-	-	0

### Number of Sales by Building Type



## LIST OF TRANSACTIONS

Address	BBL	Sale date	Sale price	Property type	Sqft
364-366 Broadway #6D	1-00172-0001	13-Jun-18	\$3,300,000	Coop	
48 Hester St #8C	1-00297-1140	18-Apr-18	\$1,800,000	Condo	740
80 Elizabeth St #5F	1-00239-1038	16-Apr-18	\$1,200,000	Condo	856
21 Ludlow St #5B	1-00298-1214	7-Jun-18	\$980,000	Condo	604
51-53 Canal St #3I	1-00298-1024	3-May-18	\$830,000	Condo	719
50 Bayard St #4H	1-00202-1056	15-Jun-18	\$750,000	Condo	610
86 Canal St #5A	1-00292-1111	22-Jun-18	\$465,426	Condo	
51-53 Canal St #2E	1-00298-1011	18-Jun-18	\$460,000	Condo	382



Karen Kostiw  
P: 917.524.4152  
kkostiw@warburgrealty.com  
www.warburgrealty.com

