


LITTLE ITALY

A quarterly analysis of residential sales
in Little Italy, Manhattan

4th Quarter 2017



Karen Kostiw
P: 917.524.4152
kkostiw@warburgrealty.com
www.warburgrealty.com



Residential Market Report, 4th Quarter 2017

Little Italy, Manhattan

SUMMARY

MEDIAN SALE PRICE

\$1.35M

8% YoY

NO. OF TRANSACTIONS

3

200% YoY

MEDIAN PRICE/SQ.FT.

\$1,250

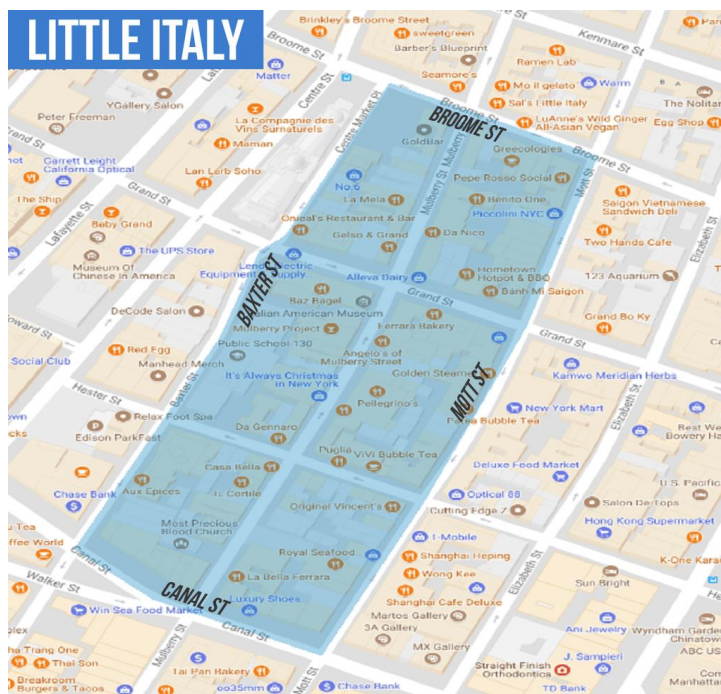
-20% YoY

MANHATTAN
MEDIAN SALE PRICE

\$1.1M

11% YoY

NEIGHBORHOOD BOUNDARIES

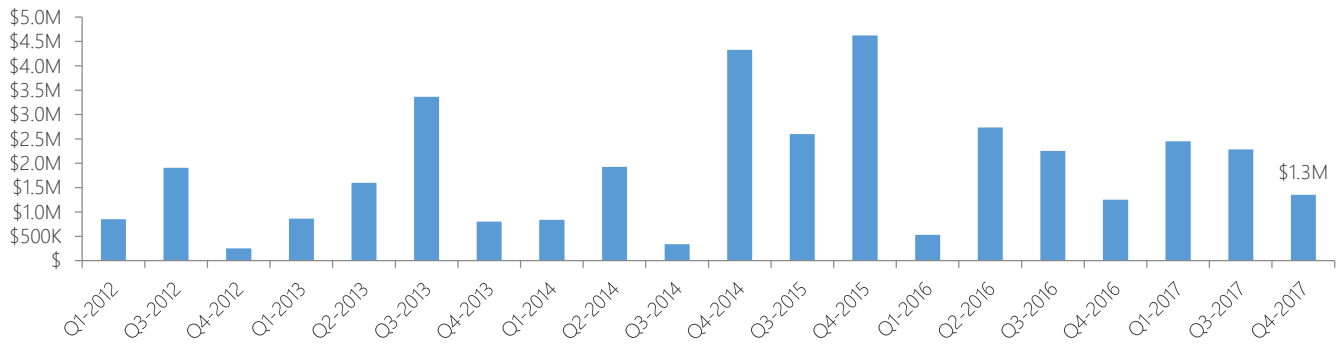


Karen Kostiw
P: 917.524.4152
kkostiw@warburgrealty.com
www.warburgrealty.com

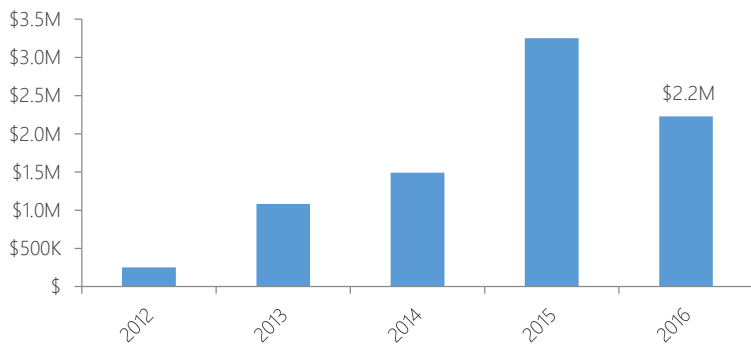


RESIDENTIAL STATS

Median Sale Price by Quarter

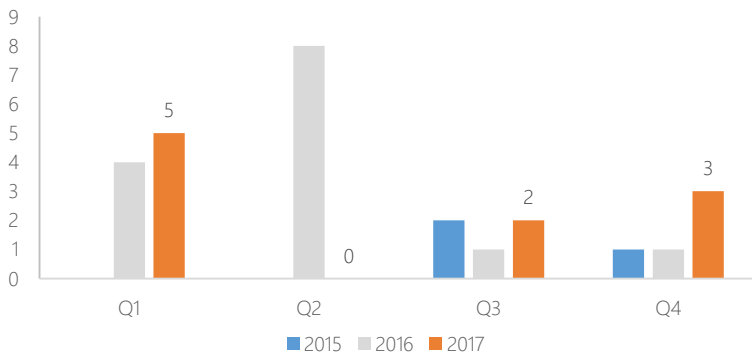


Median Sale Price by Year



Number of Transactions

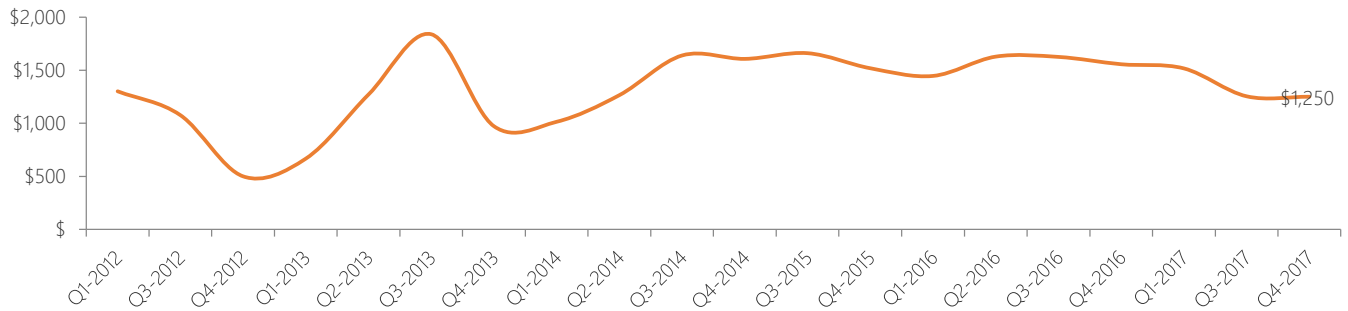
Quarter	2012	2013	2014	2015	2016	2017
Q1	1	2	2	0	4	5
Q2	0	2	1	0	8	0
Q3	1	1	3	2	1	2
Q4	6	5	2	1	1	3



Karen Kostiw
 P: 917.524.4152
 kkostiw@warburgrealty.com
 www.warburgrealty.com



Median Sale Price per Square Foot

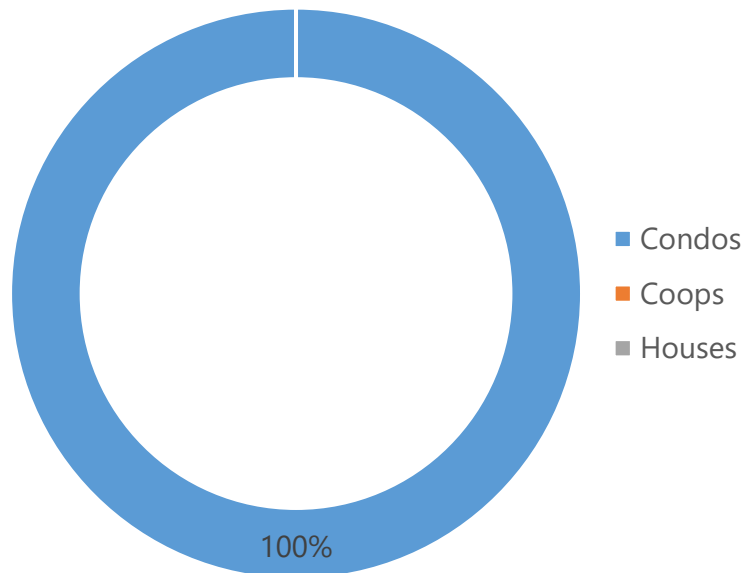


RESIDENTIAL SALES BREAKDOWN

Type of Residential Properties Sold

Property Type	Median sale price	Y-o-Y	Median sale price/sqft	Y-o-Y	Transactions
Condos	\$1,349,181	8%	\$1,250	-20%	3
Coops	-	-	-	-	0
Houses	-	-	-	-	0

Number of Sales by Building Type



LIST OF TRANSACTIONS

Address	BBL	Sale date	Sale price	Property type	Sqft
176 Mulberry St #2	1-00471-1106	17-Nov-17	\$3,350,000	Condo	1,773
123 Baxter St #2D	1-00206-1109	11-Oct-17	\$1,349,181	Condo	1,079
179 Grand St #2F	1-00236-1007	20-Dec-17	\$990,000	Condo	837



Karen Kostiw
P: 917.524.4152
kkostiw@warburgrealty.com
www.warburgrealty.com

