

LITTLE ITALY

A quarterly analysis of residential sales
in Little Italy, Manhattan

2nd Quarter 2018



Karen Kostiw
P: 917.524.4152
kkostiw@warburgrealty.com
www.warburgrealty.com



Residential Market Report, 2nd Quarter 2018

Little Italy, Manhattan

SUMMARY

MEDIAN SALE PRICE

\$1.95M

NO. OF TRANSACTIONS

3

MEDIAN PRICE/SQ.FT.

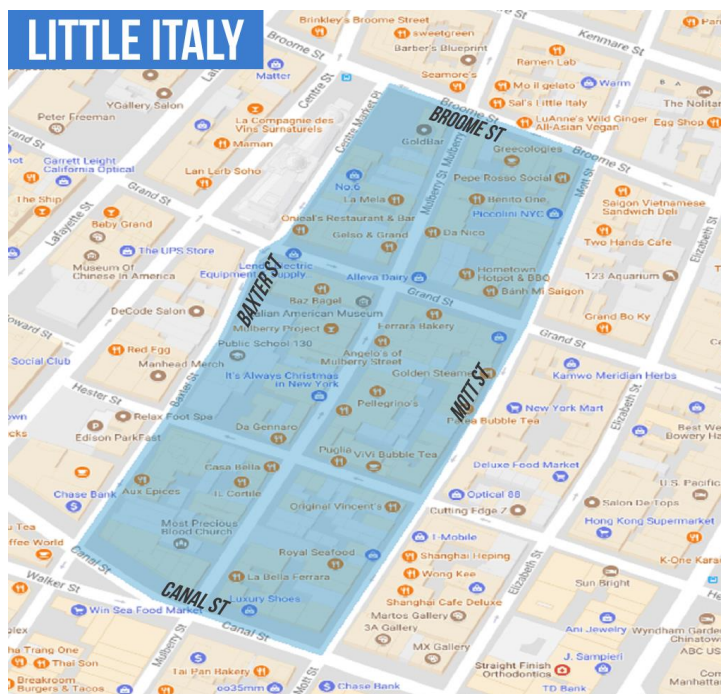
\$1,263

MANHATTAN
MEDIAN SALE PRICE

\$1.08M

-8% YoY

NEIGHBORHOOD BOUNDARIES

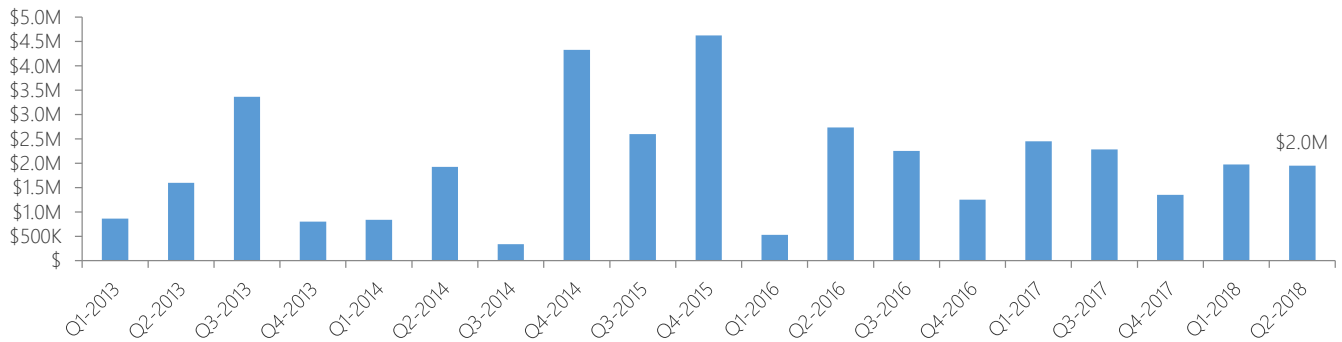


Karen Kostiw
P: 917.524.4152
kkostiw@warburgrealty.com
www.warburgrealty.com

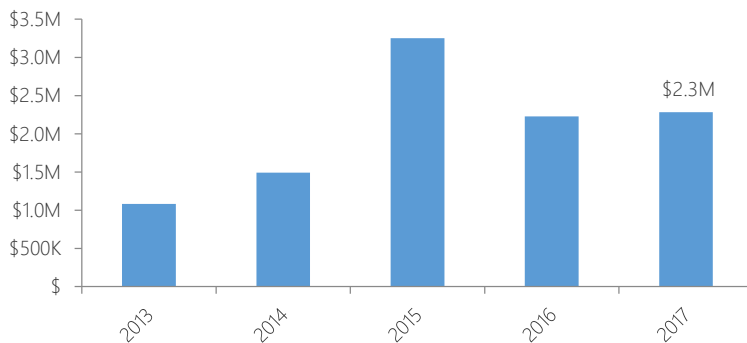


RESIDENTIAL STATS

Median Sale Price by Quarter

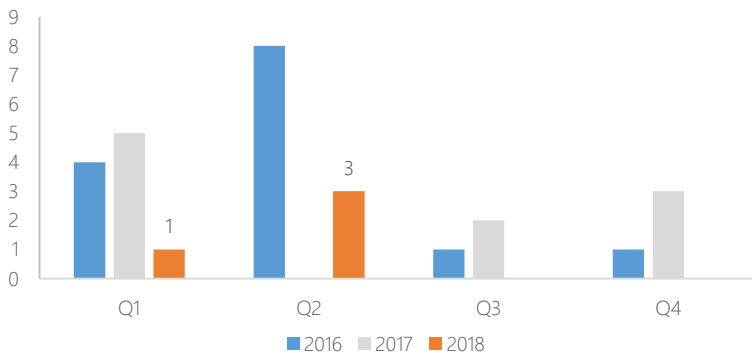


Median Sale Price by Year



Number of Transactions

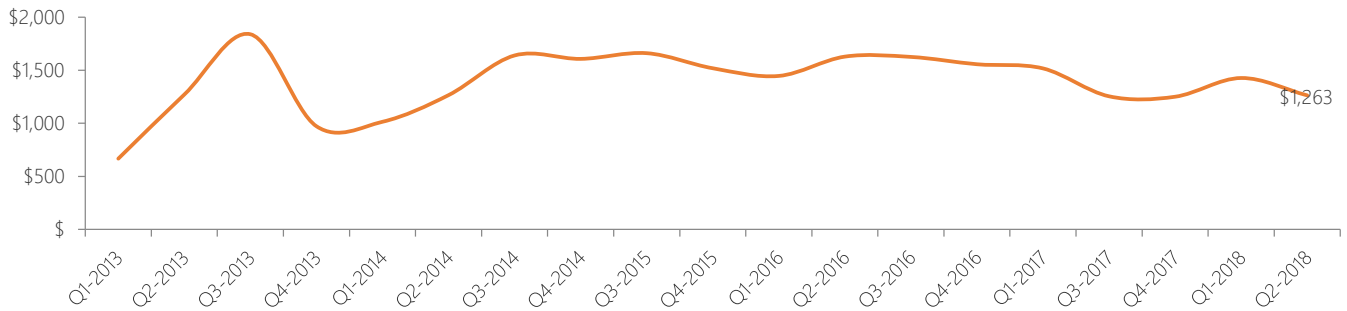
Quarter	2013	2014	2015	2016	2017	2018
Q1	2	2	0	4	5	1
Q2	2	1	0	8	0	3
Q3	1	3	2	1	2	
Q4	5	2	1	1	3	



Karen Kostiw
 P: 917.524.4152
 kkostiw@warburgrealty.com
 www.warburgrealty.com



Median Sale Price per Square Foot

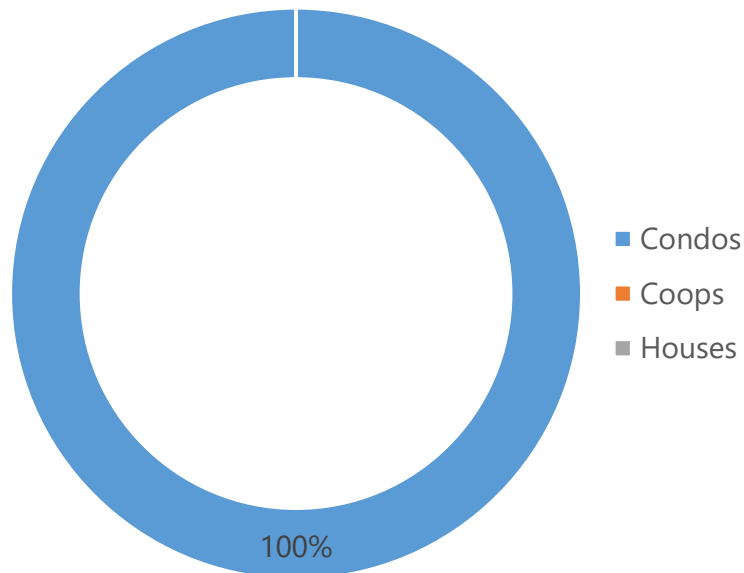


RESIDENTIAL SALES BREAKDOWN

Type of Residential Properties Sold

Property Type	Median sale price	Y-o-Y	Median sale price/sqft	Y-o-Y	Transactions
Condos	\$1,950,000	-	\$1,263	-	3
Coops	-	-	-	-	0
Houses	-	-	-	-	0

Number of Sales by Building Type



LIST OF TRANSACTIONS

Address	BBL	Sale date	Sale price	Property type	Sqft
133 Mulberry St #5A	1-00236-1212	20-Apr-18	\$2,000,000	Condo	1,544
133 Mulberry St #4A	1-00236-1208	16-Apr-18	\$1,950,000	Condo	1,544
123 Baxter St #5C	1-00206-1121	22-May-18	\$1,315,000	Condo	1,061



Karen Kostiw
P: 917.524.4152
kkostiw@warburgrealty.com
www.warburgrealty.com

