


NOHO

A quarterly analysis of residential sales
in NoHo, Manhattan

2nd Quarter 2018



Karen Kostiw
P: 917.524.4152
kkostiw@warburgrealty.com
www.warburgrealty.com



Residential Market Report, 2nd Quarter 2018

NoHo, Manhattan

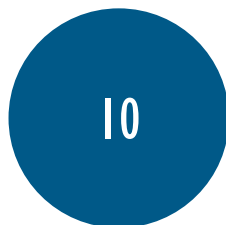
SUMMARY

MEDIAN SALE PRICE



80% YoY

NO. OF TRANSACTIONS



150% YoY

MEDIAN PRICE/SQ.FT.



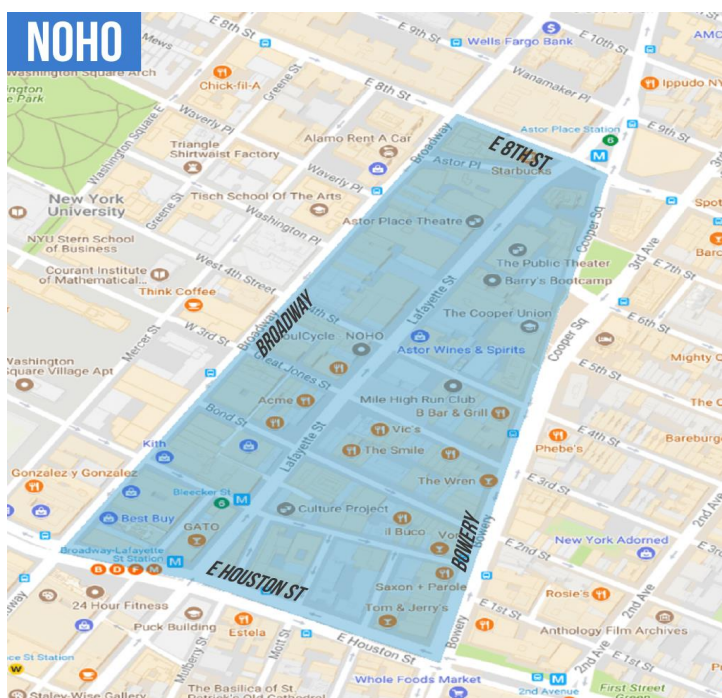
9% YoY

MANHATTAN
MEDIAN SALE PRICE



-8% YoY

NEIGHBORHOOD BOUNDARIES

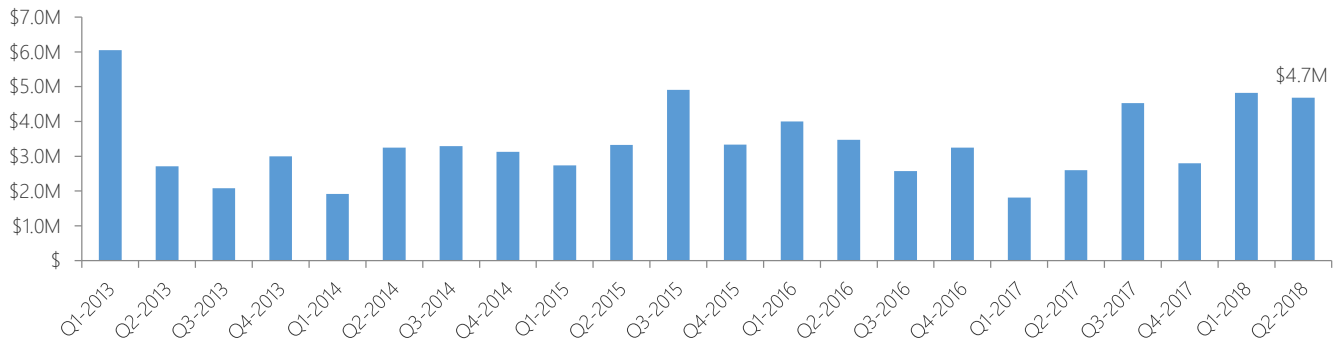


Karen Kostiw
P: 917.524.4152
kkostiw@warburgrealty.com
www.warburgrealty.com

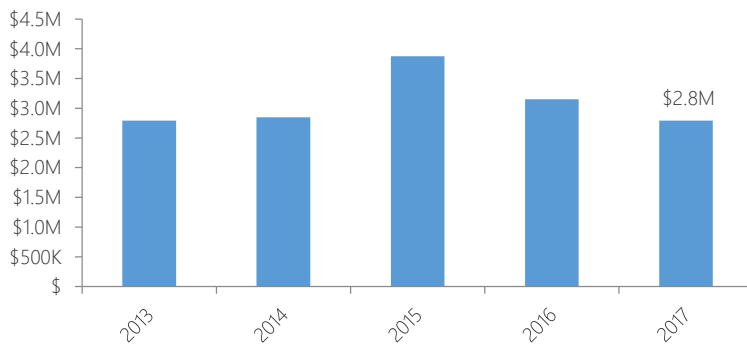


RESIDENTIAL STATS

Median Sale Price by Quarter

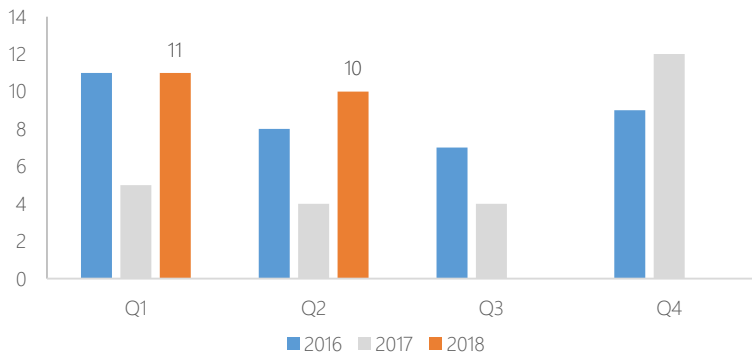


Median Sale Price by Year



Number of Transactions

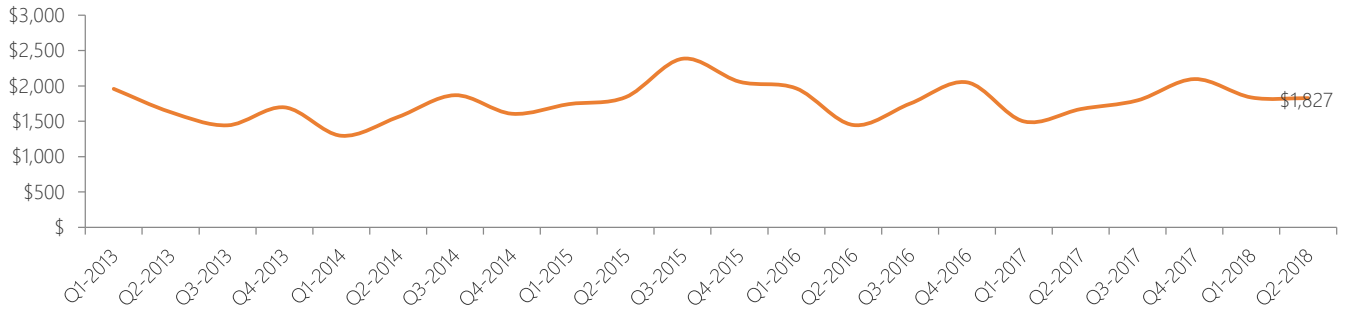
Quarter	2013	2014	2015	2016	2017	2018
Q1	5	12	8	11	5	11
Q2	17	13	2	8	4	10
Q3	14	19	30	7	4	
Q4	16	14	24	9	12	



Karen Kostiw
 P: 917.524.4152
 kkostiw@warburgrealty.com
 www.warburgrealty.com



Median Sale Price per Square Foot

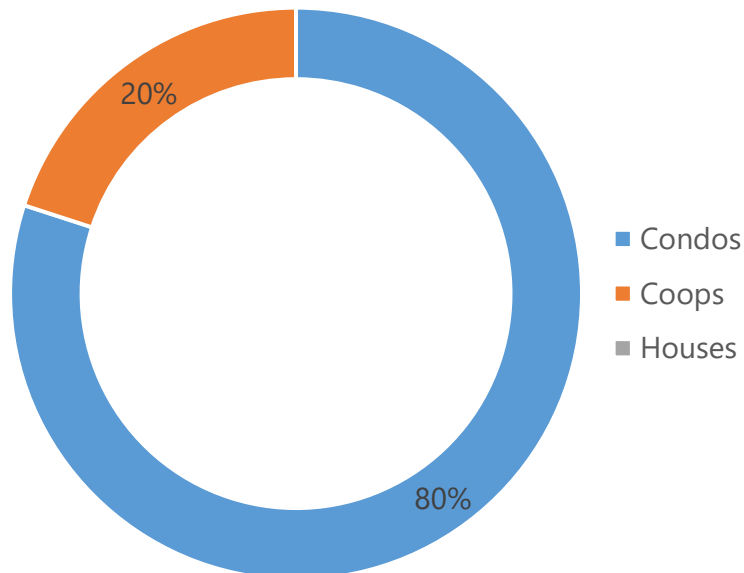


RESIDENTIAL SALES BREAKDOWN

Type of Residential Properties Sold

Property Type	Median sale price	Y-o-Y	Median sale price/sqft	Y-o-Y	Transactions
Condos	\$4,762,992	-	\$2,214	-	8
Coops	\$1,905,000	-27%	\$1,601	-4%	2
Houses	-	-	-	-	0

Number of Sales by Building Type



LIST OF TRANSACTIONS

Address	BBL	Sale date	Sale price	Property type	Sqft
688 Broadway #10	1-00531-1416	21-May-18	\$8,578,756	Condo	
688 Broadway #7B	1-00531-1413	2-May-18	\$5,091,250	Condo	
688 Broadway #6A	1-00531-1410	4-May-18	\$4,862,144	Condo	
688 Broadway #7A	1-00531-1412	14-May-18	\$4,765,665	Condo	
688 Broadway #4A	1-00531-1406	18-Jun-18	\$4,760,319	Condo	
57 Bond St #5EAST	1-00529-1609	9-May-18	\$4,600,000	Condo	1,344
10-14 Bleecker St #5D	1-00521-0071	18-Apr-18	\$2,010,000	Coop	1,100
7-9 Bond St #2C	1-00529-1113	10-Apr-18	\$2,000,000	Condo	1,251
718-720 Broadway #4C	1-00545-0011	30-Apr-18	\$1,800,000	Coop	1,310
306 Mott St #6C	1-00521-1016	23-Apr-18	\$553,500	Condo	250



Karen Kostiw
P: 917.524.4152
kkostiw@warburgrealty.com
www.warburgrealty.com

