


ROOSEVELT ISLAND

A quarterly analysis of residential sales
in Roosevelt Island, Manhattan

3rd Quarter 2018



Karen Kostiw
P: 917.524.4152
kkostiw@warburgrealty.com
www.karenkostiw.com



Residential Market Report, 3rd Quarter 2018

Roosevelt Island, Manhattan

SUMMARY

MEDIAN SALE PRICE

\$1.19M

7% YoY

NO. OF TRANSACTIONS

5

-50% YoY

MEDIAN PRICE/SQ.FT.

\$981

2% YoY

MANHATTAN
MEDIAN SALE PRICE

\$1.1M

-4% YoY

NEIGHBORHOOD BOUNDARIES

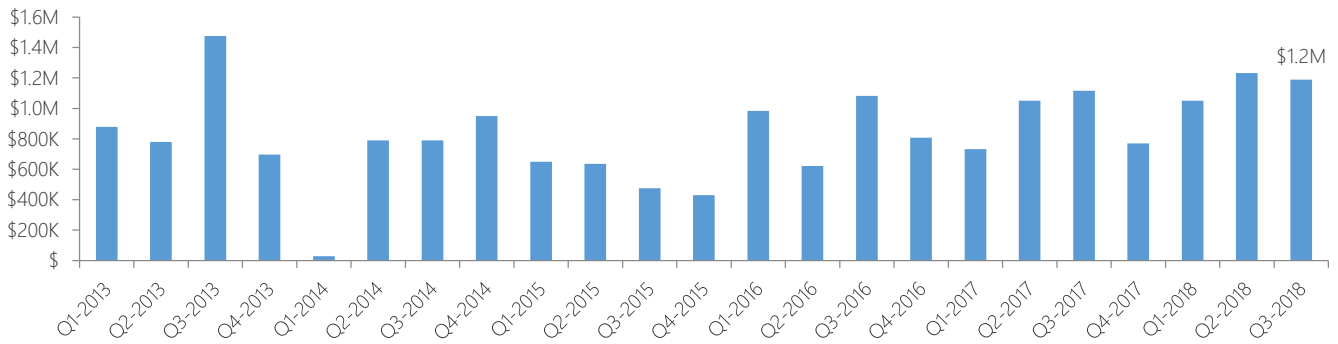


Karen Kostiw
P: 917.524.4152
kkostiw@warburgrealty.com
www.karenkostiw.com

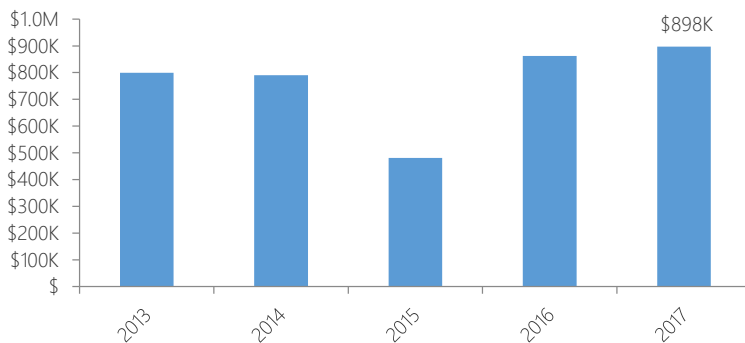


RESIDENTIAL STATS

Median Sale Price by Quarter

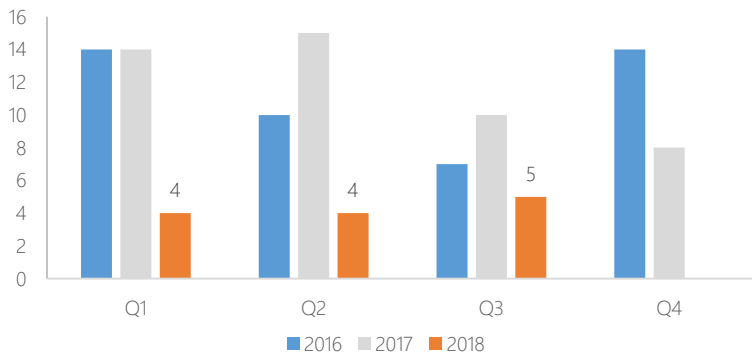


Median Sale Price by Year



Number of Transactions

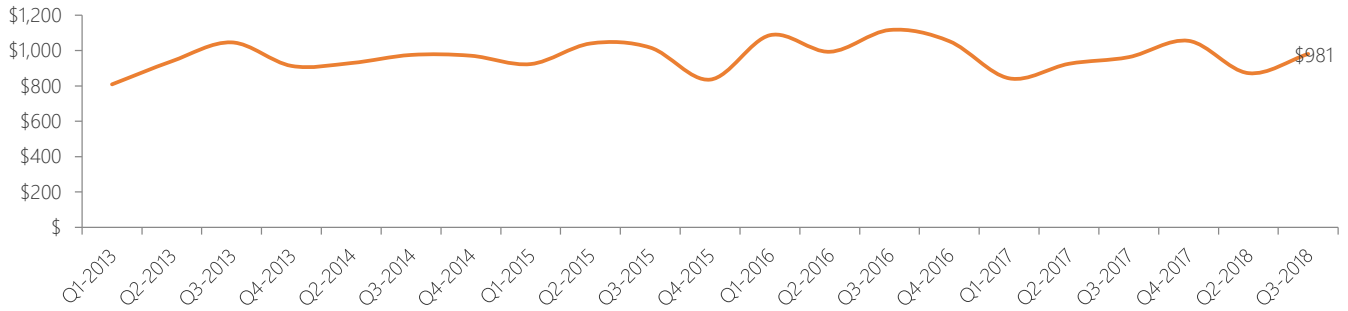
Quarter	2013	2014	2015	2016	2017	2018
Q1	10	2	8	14	14	4
Q2	7	7	6	10	15	4
Q3	3	10	45	7	10	5
Q4	6	10	21	14	8	



Karen Kostiw
 P: 917.524.4152
 kkostiw@warburgrealty.com
 www.karenkostiw.com



Median Sale Price per Square Foot

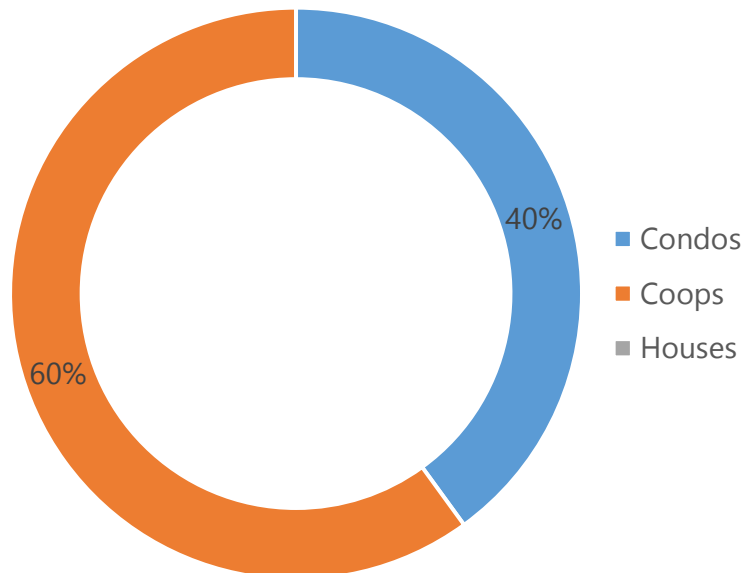


RESIDENTIAL SALES BREAKDOWN

Type of Residential Properties Sold

Property Type	Median sale price	Y-o-Y	Median sale price/sqft	Y-o-Y	Transactions
Condos	\$1,170,000	-13%	\$1,126	-10%	2
Coops	\$1,277,000	14%	\$826	-3%	3
Houses	-	-	-	-	0

Number of Sales by Building Type



LIST OF TRANSACTIONS

Address	BBL	Sale date	Sale price	Property type	Sqft
551 Main St #RES	1-01373-1901	10-Jul-18	\$1,727,484	Coop	
531 Main St #701	1-01373-0040	12-Jul-18	\$1,277,000	Coop	1,364
455 Main St #16H	1-01373-1125	28-Sep-18	\$1,190,000	Condo	970
425 Main St #5S	1-01373-1507	31-Jul-18	\$1,150,000	Condo	1,121
531 Main St #318	1-01373-0040	28-Aug-18	\$975,000	Coop	1,364



Karen Kostiw
P: 917.524.4152
kkostiw@warburgrealty.com
www.karenkostiw.com

