


# CHINATOWN

A quarterly analysis of residential sales  
in Chinatown, Manhattan

1st Quarter 2020



Karen Kostiw  
P: 917.524.4152  
kkostiw@warburgrealty.com  
www.karenkostiw.com



# Residential Market Report, 1st Quarter 2020

## Chinatown, Manhattan


### SUMMARY

MEDIAN SALE PRICE



153% YoY

NO. OF TRANSACTIONS



-60% YoY

MEDIAN PRICE/SQ.FT.



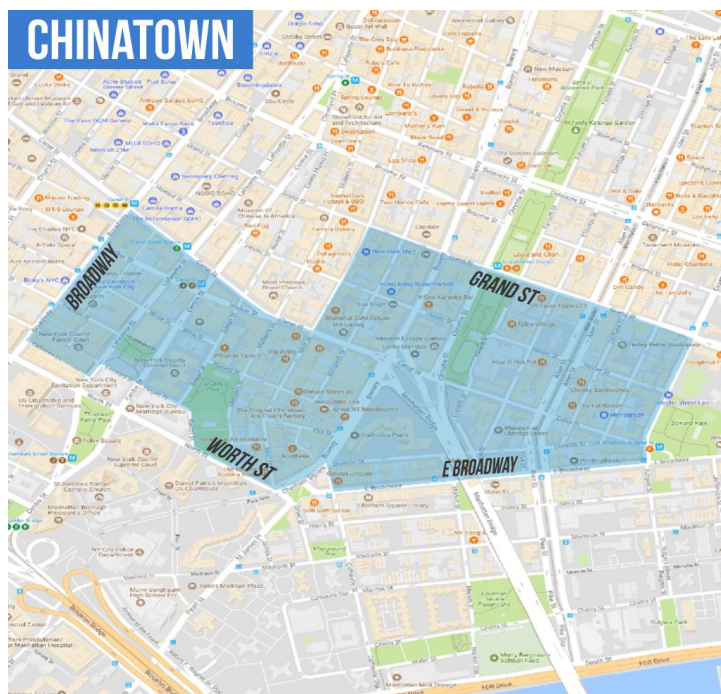
9% YoY

MANHATTAN  
MEDIAN SALE PRICE



-7% YoY

### NEIGHBORHOOD BOUNDARIES

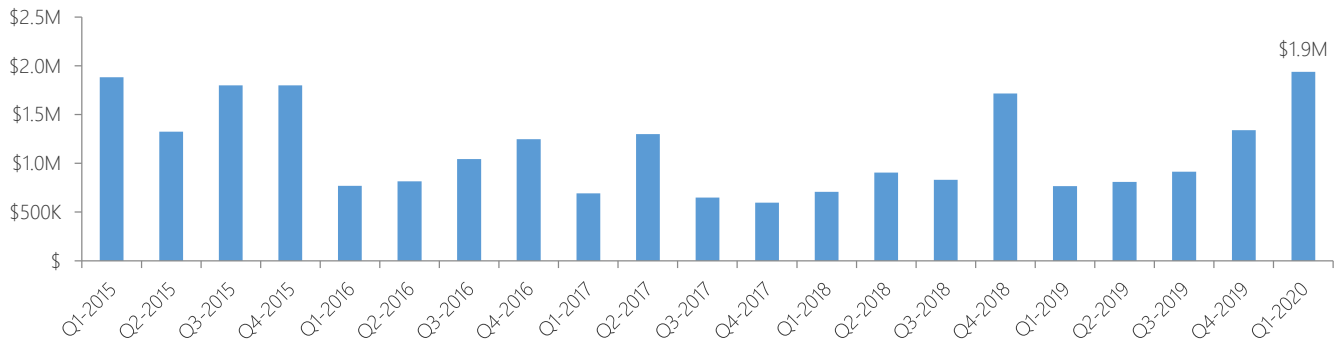


Karen Kostiw  
P: 917.524.4152  
kkostiw@warburgrealty.com  
www.karenkostiw.com

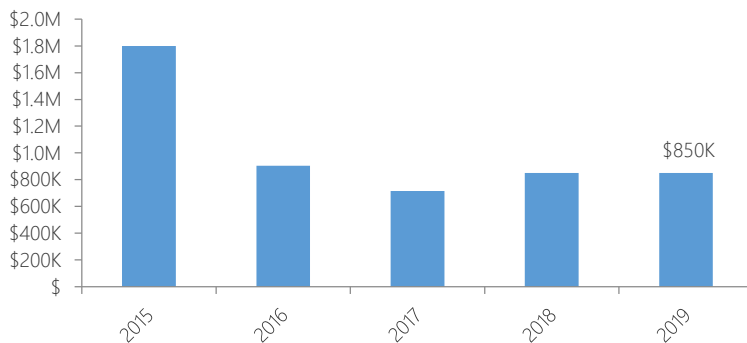


## RESIDENTIAL STATS

### Median Sale Price by Quarter

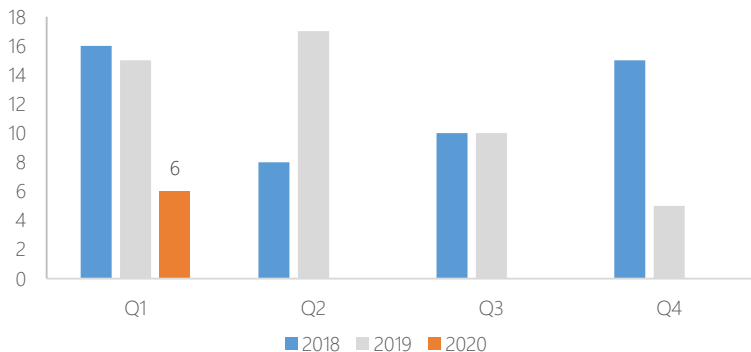


### Median Sale Price by Year



### Number of Transactions

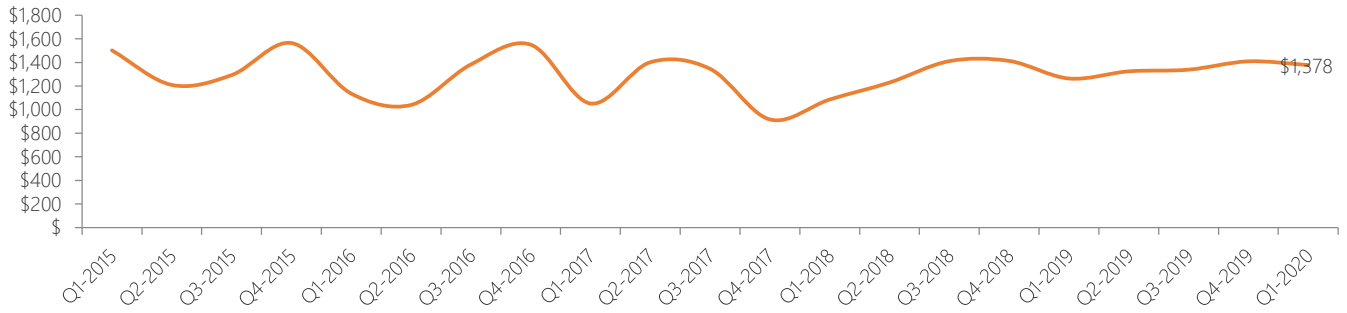
Quarter	2015	2016	2017	2018	2019	2020
Q1	17	10	8	16	15	6
Q2	19	6	11	8	17	
Q3	9	8	10	10	10	
Q4	5	4	22	15	5	



Karen Kostiw  
 P: 917.524.4152  
 kkostiw@warburgrealty.com  
 www.karenkostiw.com



## Median Sale Price per Square Foot

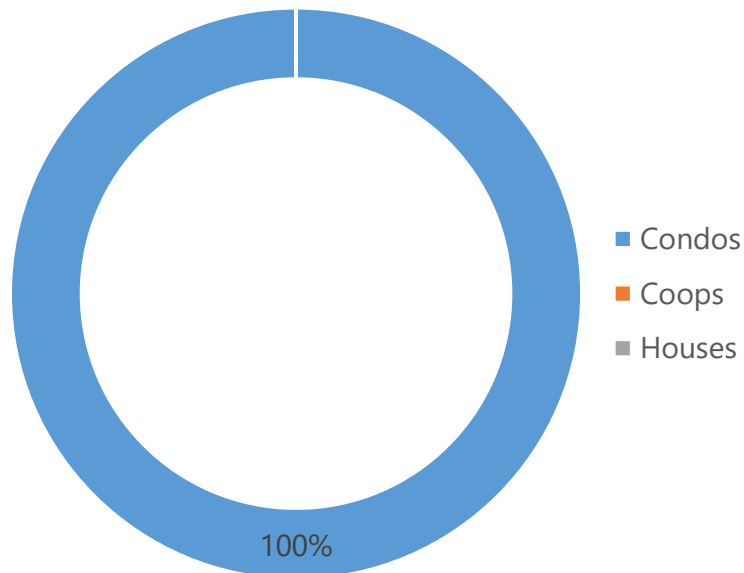


## RESIDENTIAL SALES BREAKDOWN

### Type of Residential Properties Sold

Property Type	Median sale price	Y-o-Y	Median sale price/sqft	Y-o-Y	Transactions
Condos	\$1,937,500	153%	\$1,378	9%	6
Coops	-	-	-	-	0
Houses	-	-	-	-	0

### Number of Sales by Building Type



## LIST OF TRANSACTIONS

Address	BBL	Sale date	Sale price	Property type	Sqft
354 Broadway #8	1-00171-1111	15-Jan-20	\$3,250,000	Condo	2,810
354 Broadway #5	1-00171-1108	21-Feb-20	\$3,141,031	Condo	4,004
7 Essex St #3	1-00297-1203	4-Feb-20	\$1,950,000	Condo	1,584
101 Leonard St #9A	1-00171-1248	20-Feb-20	\$1,925,000	Condo	1,153
80 Elizabeth St #6B	1-00239-1050	6-Jan-20	\$965,000	Condo	633
30 Orchard St #5E	1-00298-1306	13-Jan-20	\$900,000	Condo	526



Karen Kostiw  
P: 917.524.4152  
kkostiw@warburgrealty.com  
www.karenkostiw.com

