


# CIVIC CENTER

A quarterly analysis of residential sales  
in Civic Center, Manhattan

1st Quarter 2020



Karen Kostiw  
P: 917.524.4152  
kkostiw@warburgrealty.com  
www.karenkostiw.com



# Residential Market Report, 1st Quarter 2020

## Civic Center, Manhattan

### SUMMARY

MEDIAN SALE PRICE

**\$2.89M**

31% YoY

NO. OF TRANSACTIONS

**7**

-36% YoY

MEDIAN PRICE/SQ.FT.

**\$1,677**

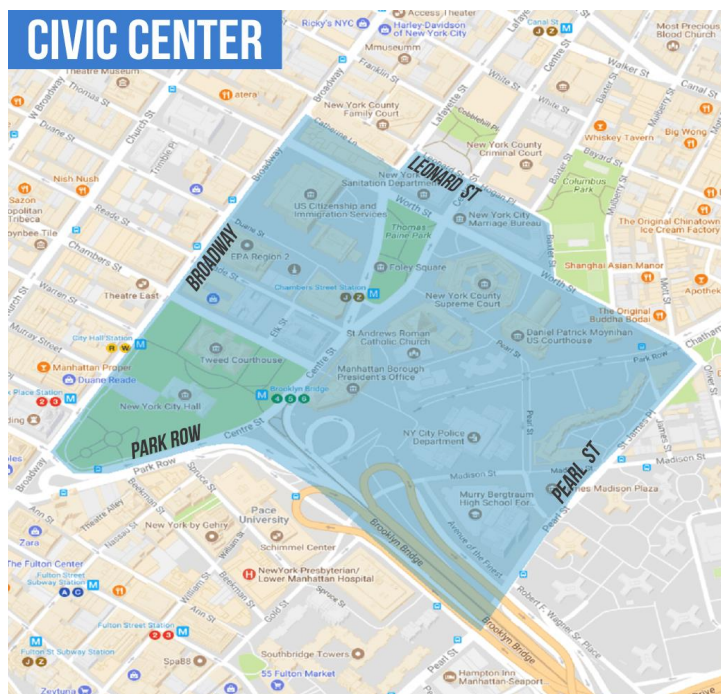
-3% YoY

MANHATTAN  
MEDIAN SALE PRICE

**\$1.02M**

-7% YoY

### NEIGHBORHOOD BOUNDARIES

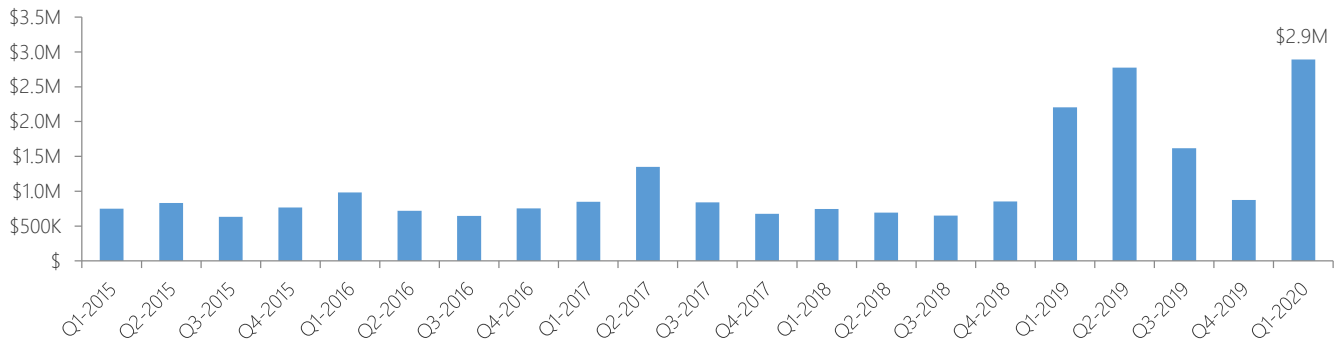


Karen Kostiw  
P: 917.524.4152  
kkostiw@warburgrealty.com  
www.karenkostiw.com

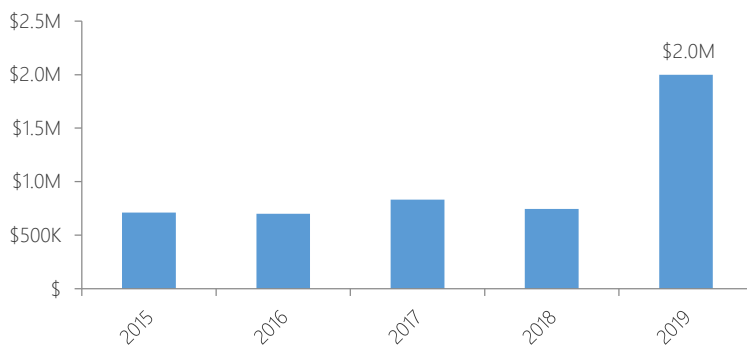


## RESIDENTIAL STATS

### Median Sale Price by Quarter

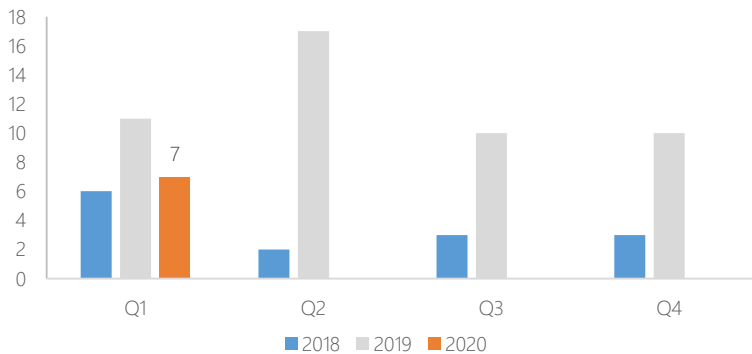


### Median Sale Price by Year



### Number of Transactions

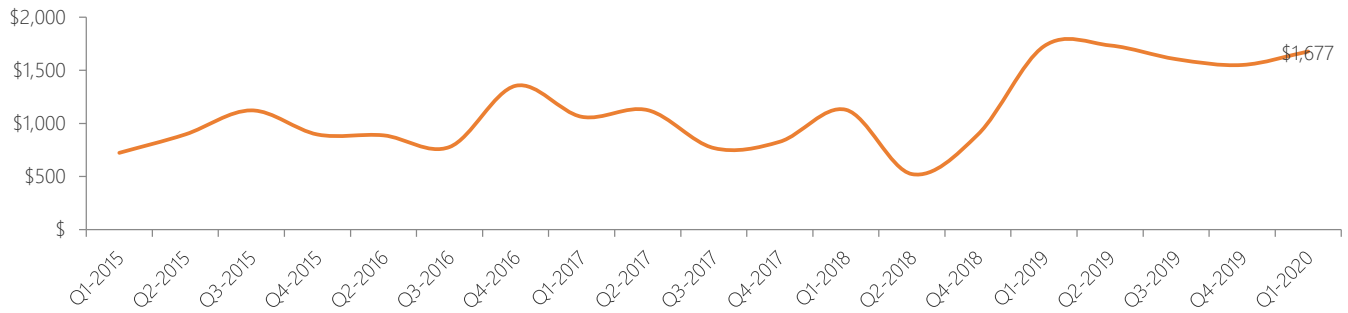
Quarter	2015	2016	2017	2018	2019	2020
Q1	5	2	3	6	11	7
Q2	4	4	3	2	17	
Q3	10	6	5	3	10	
Q4	5	4	7	3	10	



Karen Kostiw  
 P: 917.524.4152  
 kkostiw@warburgrealty.com  
 www.karenkostiw.com



## Median Sale Price per Square Foot

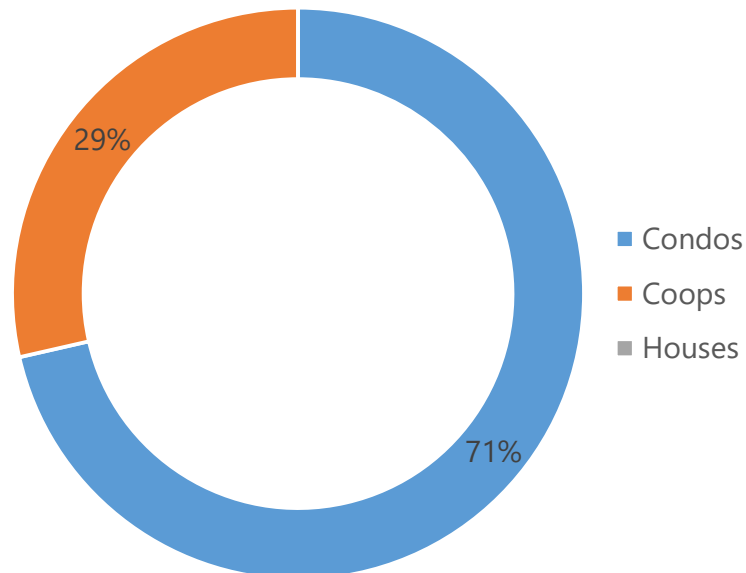


## RESIDENTIAL SALES BREAKDOWN

### Type of Residential Properties Sold

Property Type	Median sale price	Y-o-Y	Median sale price/sqft	Y-o-Y	Transactions
Condos	\$4,050,000	19%	\$1,677	-4%	5
Coops	\$789,150	-9%	-	-	2
Houses	-	-	-	-	0

### Number of Sales by Building Type



Karen Kostiw  
P: 917.524.4152  
kkostiw@warburgrealty.com  
www.karenkostiw.com



## LIST OF TRANSACTIONS

Address	BBL	Sale date	Sale price	Property type	Sqft
49-51 Chambers St #16E	1-00153-1161	3-Jan-20	\$5,400,000	Condo	2,975
49-51 Chambers St #11E	1-00153-1157	5-Mar-20	\$4,990,000	Condo	2,975
49-51 Chambers St #16D	1-00153-1149	16-Jan-20	\$4,050,000	Condo	2,256
49-51 Chambers St #11B	1-00153-1121	28-Feb-20	\$2,890,000	Condo	1,750
49-51 Chambers St #8C	1-00153-1130	24-Feb-20	\$1,895,000	Condo	1,290
185 Park Row #14H	1-00117-0001	19-Feb-20	\$908,300	Coop	
185 Park Row #11E	1-00117-0001	13-Jan-20	\$670,000	Coop	



Karen Kostiw  
P: 917.524.4152  
kkostiw@warburgrealty.com  
www.karenkostiw.com

