


# GARMENT DISTRICT

A quarterly analysis of residential sales  
in Garment District, Manhattan

1st Quarter 2020



Karen Kostiw  
P: 917.524.4152  
kkostiw@warburgrealty.com  
www.karenkostiw.com



# Residential Market Report, 1st Quarter 2020

## Garment District, Manhattan

### SUMMARY

MEDIAN SALE PRICE

\$2.42M

-4% YoY

NO. OF TRANSACTIONS

3

-67% YoY

MEDIAN PRICE/SQ.FT.

\$926

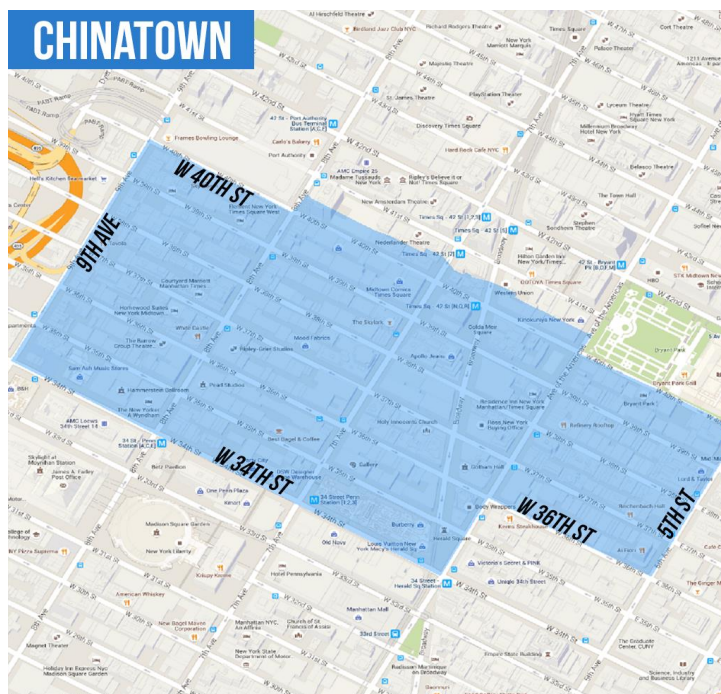
-61% YoY

MANHATTAN  
MEDIAN SALE PRICE

\$1.02M

-7% YoY

### NEIGHBORHOOD BOUNDARIES

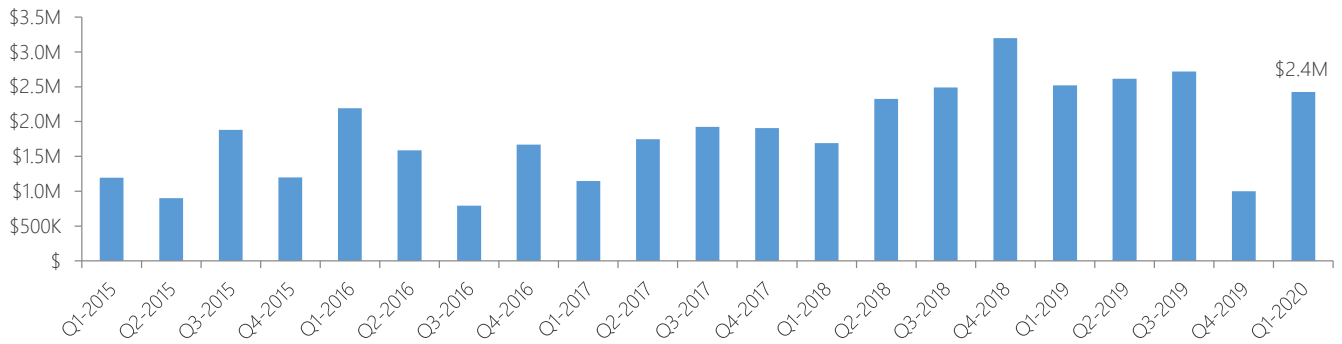


Karen Kostiw  
P: 917.524.4152  
kkostiw@warburgrealty.com  
www.karenkostiw.com

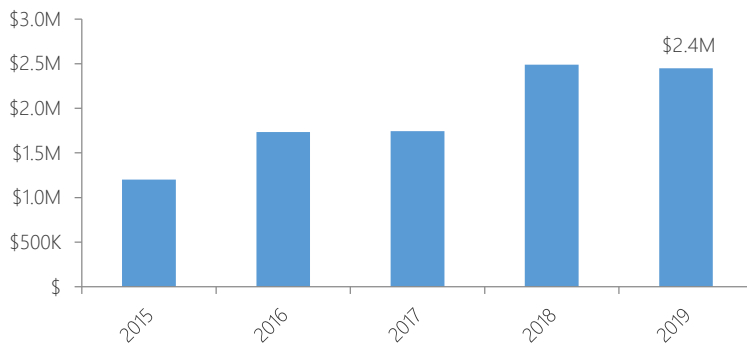


# RESIDENTIAL STATS

## Median Sale Price by Quarter

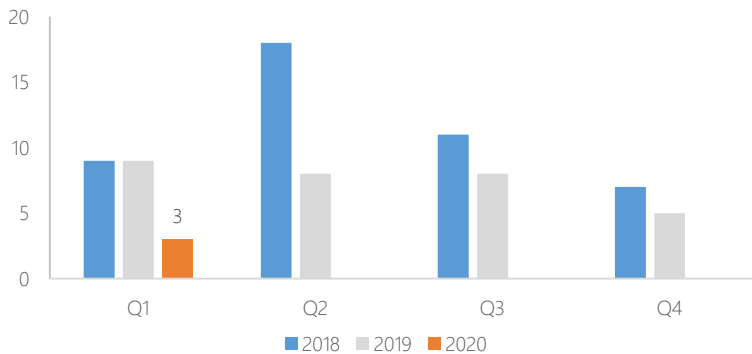


## Median Sale Price by Year



## Number of Transactions

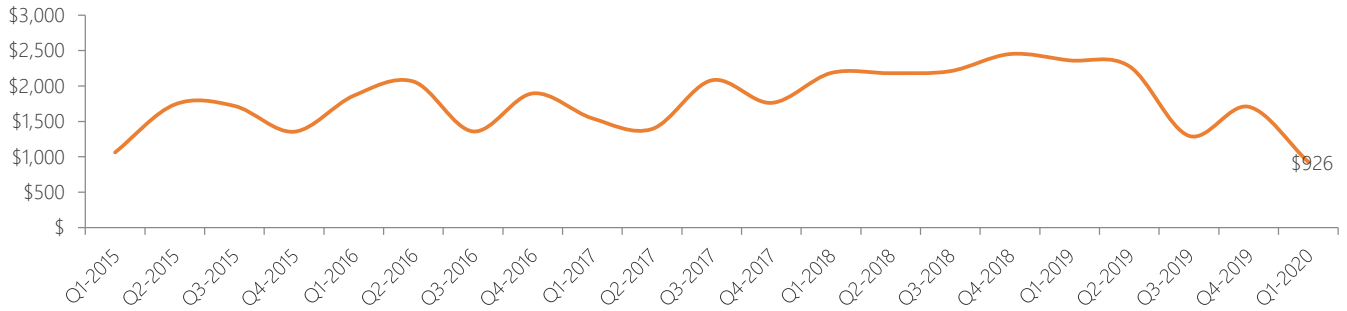
Quarter	2015	2016	2017	2018	2019	2020
Q1	8	10	5	9	9	3
Q2	3	10	10	18	8	
Q3	9	3	7	11	8	
Q4	9	12	8	7	5	



Karen Kostiw  
 P: 917.524.4152  
 kkostiw@warburgrealty.com  
 www.karenkostiw.com



## Median Sale Price per Square Foot

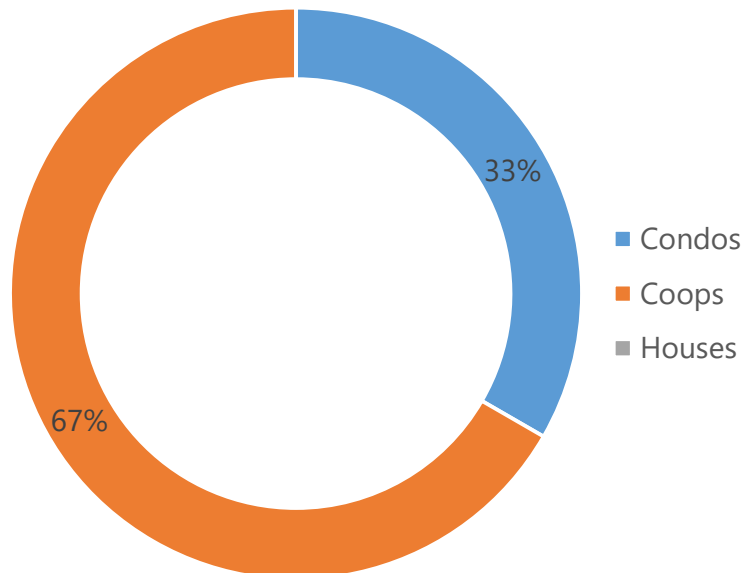


## RESIDENTIAL SALES BREAKDOWN

### Type of Residential Properties Sold

Property Type	Median sale price	Y-o-Y	Median sale price/sqft	Y-o-Y	Transactions
Condos	\$4,800,000	90%	\$2,550	8%	1
Coops	\$2,000,000	-	\$896	-	2
Houses	-	-	-	-	0

### Number of Sales by Building Type



## LIST OF TRANSACTIONS

Address	BBL	Sale date	Sale price	Property type	Sqft
16 W 40th St #27B	1-00841-1048	8-Jan-20	\$4,800,000	Condo	1,882
360 W 36th St #3S	1-00759-0072	14-Feb-20	\$2,425,000	Coop	2,800
241 W 36th St #6R	1-00786-0020	11-Feb-20	\$1,575,000	Coop	1,700



Karen Kostiw  
P: 917.524.4152  
kkostiw@warburgrealty.com  
www.karenkostiw.com

