


# HUDSON YARDS

A quarterly analysis of residential sales  
in Hudson Yards, Manhattan

1st Quarter 2020



Karen Kostiw  
P: 917.524.4152  
kkostiw@warburgrealty.com  
www.karenkostiw.com



# Residential Market Report, 1st Quarter 2020

## Hudson Yards, Manhattan

### SUMMARY

MEDIAN SALE PRICE

**\$4.58M**

84% YoY

NO. OF TRANSACTIONS

**8**

-78% YoY

MEDIAN PRICE/SQ.FT.

**\$2,947**

21% YoY

MANHATTAN  
MEDIAN SALE PRICE

**\$1.02M**

-7% YoY

### NEIGHBORHOOD BOUNDARIES

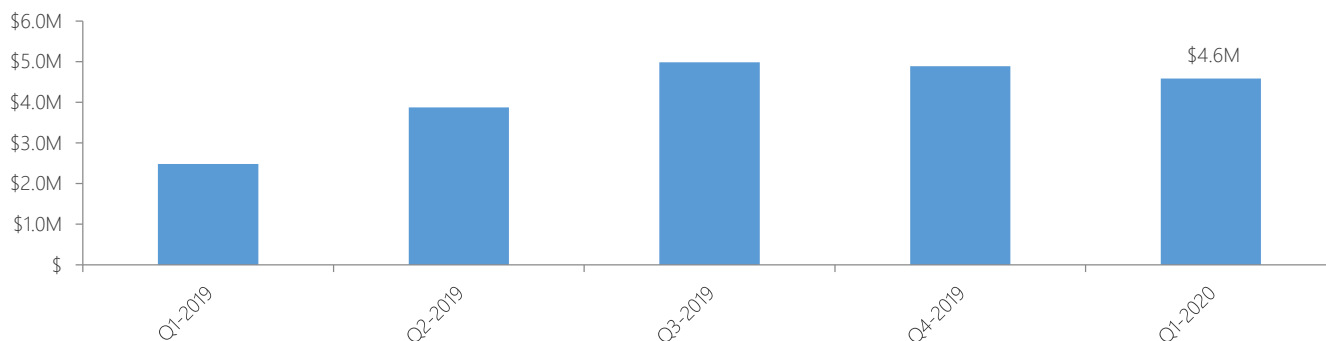


Karen Kostiw  
P: 917.524.4152  
kkostiw@warburgrealty.com  
www.karenkostiw.com

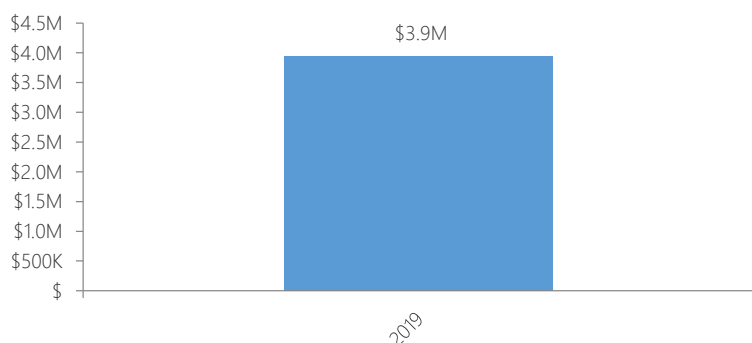


## RESIDENTIAL STATS

### Median Sale Price by Quarter

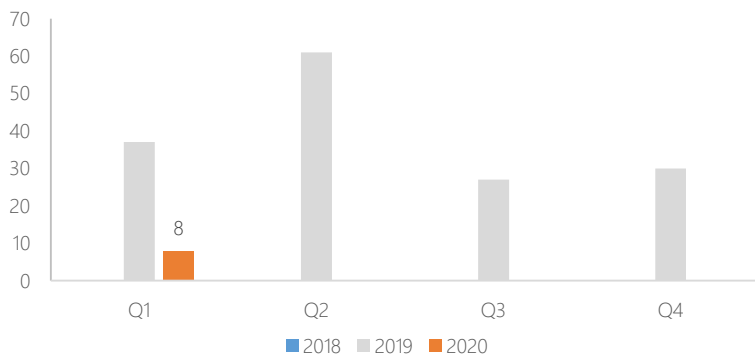


### Median Sale Price by Year



### Number of Transactions

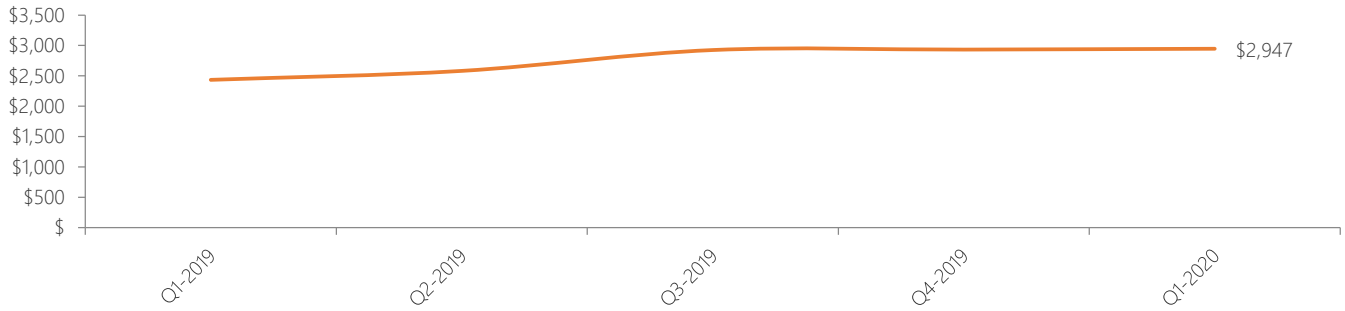
Quarter	2015	2016	2017	2018	2019	2020
Q1	0	0	0	0	37	8
Q2	0	0	0	0	61	
Q3	0	0	0	0	27	
Q4	0	0	0	0	30	



Karen Kostiw  
 P: 917.524.4152  
 kkostiw@warburgrealty.com  
 www.karenkostiw.com



## Median Sale Price per Square Foot

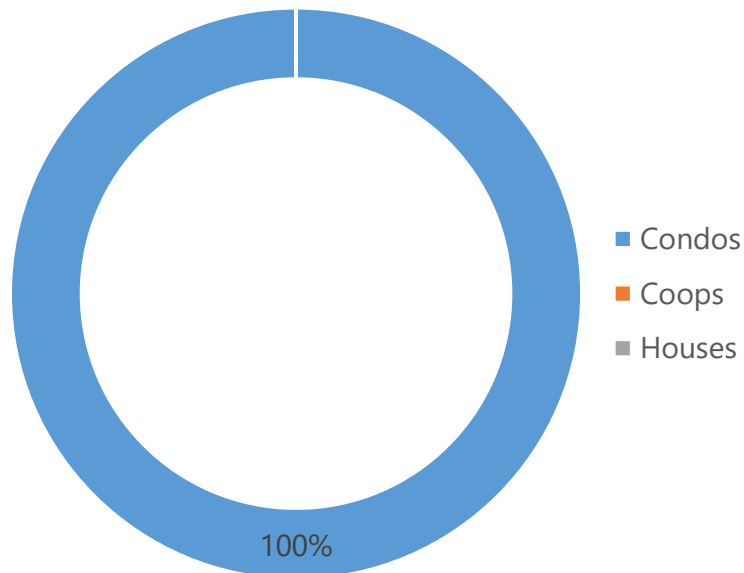


## RESIDENTIAL SALES BREAKDOWN

### Type of Residential Properties Sold

Property Type	Median sale price	Y-o-Y	Median sale price/sqft	Y-o-Y	Transactions
Condos	\$4,583,300	84%	\$2,947	21%	8
Coops	-	-	-	-	0
Houses	-	-	-	-	0

### Number of Sales by Building Type



## LIST OF TRANSACTIONS

Address	BBL	Sale date	Sale price	Property type	Sqft
545 W 30th St #PH 87A	1-00702-1282	19-Feb-20	\$13,000,000	Condo	3,323
545 W 30th St #PH 83C	1-00702-1268	3-Jan-20	\$9,478,399	Condo	2,604
545 W 30th St #66B	1-00702-1171	7-Jan-20	\$7,939,250	Condo	2,320
545 W 30th St #36C	1-00702-1118	8-Jan-20	\$4,891,850	Condo	1,656
545 W 30th St #24G	1-00702-1014	9-Jan-20	\$4,274,750	Condo	1,464
545 W 30th St #39E	1-00702-1147	27-Jan-20	\$2,628,750	Condo	978
545 W 30th St #37B	1-00702-1126	4-Mar-20	\$2,493,371	Condo	848
545 W 30th St #24E	1-00702-1012	18-Feb-20	\$2,404,250	Condo	991



Karen Kostiw  
P: 917.524.4152  
kkostiw@warburgrealty.com  
www.karenkostiw.com

