


NOHO

A quarterly analysis of residential sales
in NoHo, Manhattan

1st Quarter 2020



Karen Kostiw
P: 917.524.4152
kkostiw@warburgrealty.com
www.karenkostiw.com



Residential Market Report, 1st Quarter 2020

NoHo, Manhattan

SUMMARY

MEDIAN SALE PRICE

\$3.85M

56% YoY

NO. OF TRANSACTIONS

8

0% YoY

MEDIAN PRICE/SQ.FT.

\$1,942

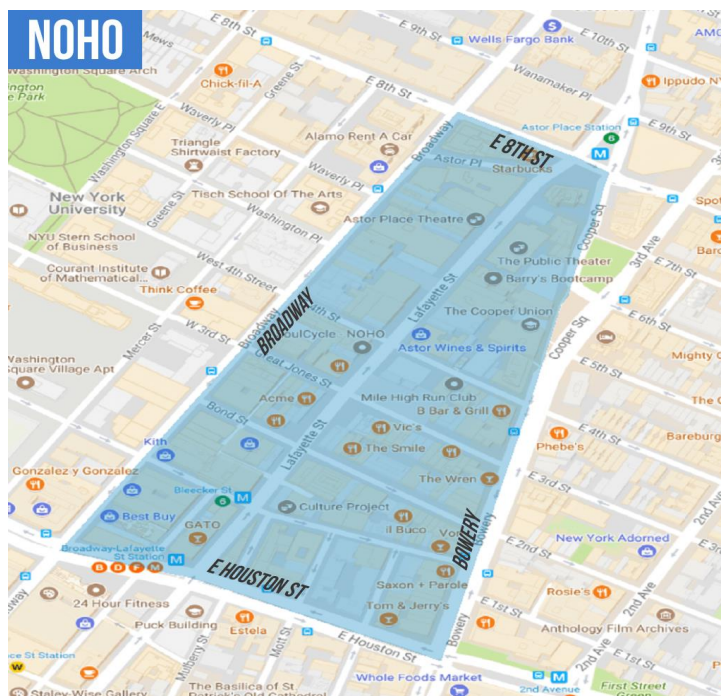
33% YoY

MANHATTAN
MEDIAN SALE PRICE

\$1.02M

-7% YoY

NEIGHBORHOOD BOUNDARIES

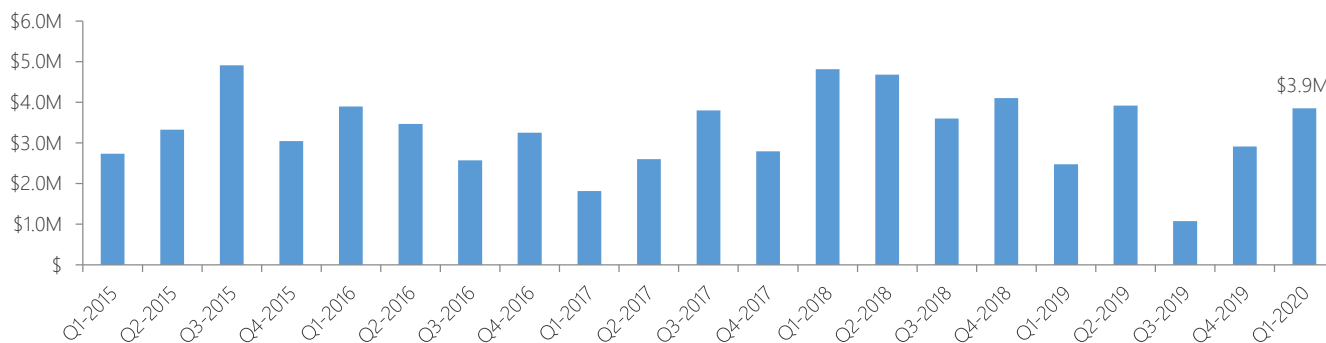


Karen Kostiw
P: 917.524.4152
kkostiw@warburgrealty.com
www.karenkostiw.com

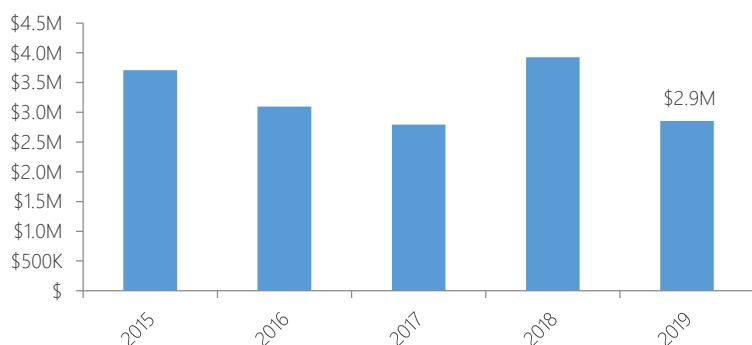


RESIDENTIAL STATS

Median Sale Price by Quarter

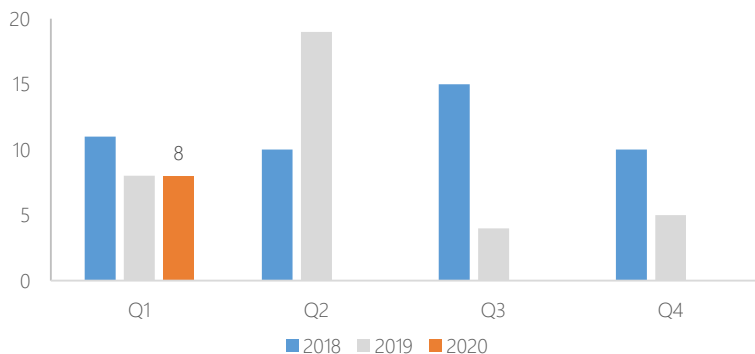


Median Sale Price by Year



Number of Transactions

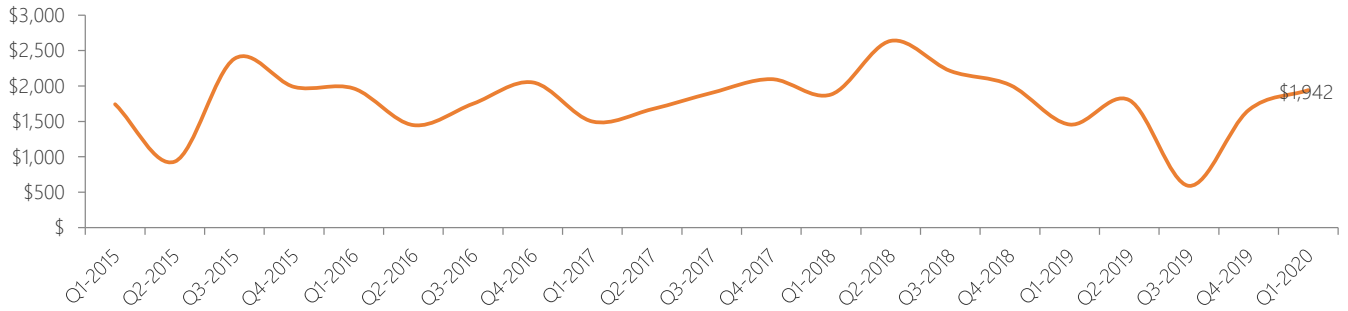
Quarter	2015	2016	2017	2018	2019	2020
Q1	8	10	5	11	8	8
Q2	2	8	4	10	19	
Q3	30	7	5	15	4	
Q4	22	9	12	10	5	



Karen Kostiw
 P: 917.524.4152
 kkostiw@warburgrealty.com
 www.karenkostiw.com



Median Sale Price per Square Foot

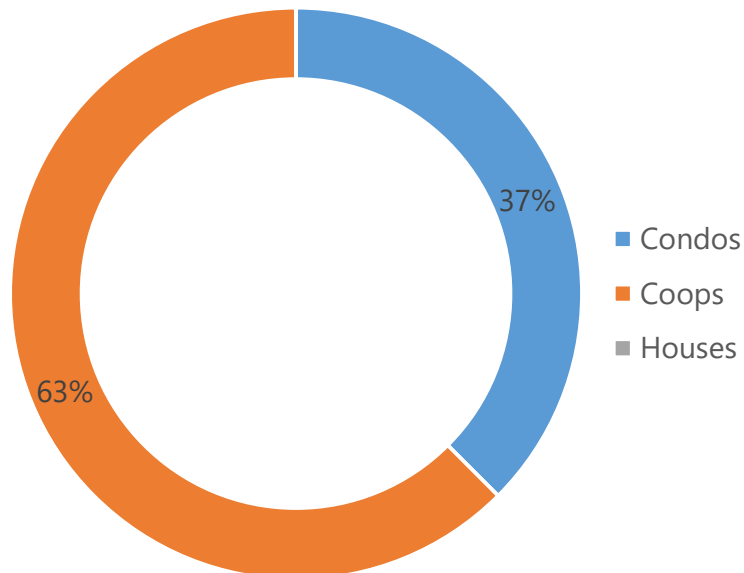


RESIDENTIAL SALES BREAKDOWN

Type of Residential Properties Sold

Property Type	Median sale price	Y-o-Y	Median sale price/sqft	Y-o-Y	Transactions
Condos	\$4,300,000	177%	\$2,295	59%	3
Coops	\$2,800,000	0%	\$1,022	-33%	5
Houses	-	-	-	-	0

Number of Sales by Building Type



LIST OF TRANSACTIONS

Address	BBL	Sale date	Sale price	Property type	Sqft
1 Great Jones Aly #8	1-00531-1414	11-Mar-20	\$8,160,896	Condo	3,303
682 Broadway #3	1-00530-0007	25-Feb-20	\$5,600,000	Coop	3,000
712 Broadway #11	1-00545-0008	3-Feb-20	\$4,900,000	Coop	
1 Great Jones Aly #5B	1-00531-1409	4-Feb-20	\$4,300,000	Condo	1,874
330 Lafayette St #5A	1-00522-1006	16-Jan-20	\$3,400,000	Condo	1,686
712 Broadway #6	1-00545-0008	7-Jan-20	\$2,800,000	Coop	3,000
644 Broadway #7E	1-00529-0001	12-Mar-20	\$2,350,000	Coop	2,300
3 Great Jones St #5	1-00530-0009	6-Mar-20	\$1,675,000	Coop	



Karen Kostiw
P: 917.524.4152
kkostiw@warburgrealty.com
www.karenkostiw.com

