


NOLITA

A quarterly analysis of residential sales
in NoLlta, Manhattan

1st Quarter 2020



Karen Kostiw
P: 917.524.4152
kkostiw@warburgrealty.com
www.karenkostiw.com



Residential Market Report, 1st Quarter 2020

NoLita, Manhattan

SUMMARY

MEDIAN SALE PRICE



131% YoY

NO. OF TRANSACTIONS



40% YoY

MEDIAN PRICE/SQ.FT.



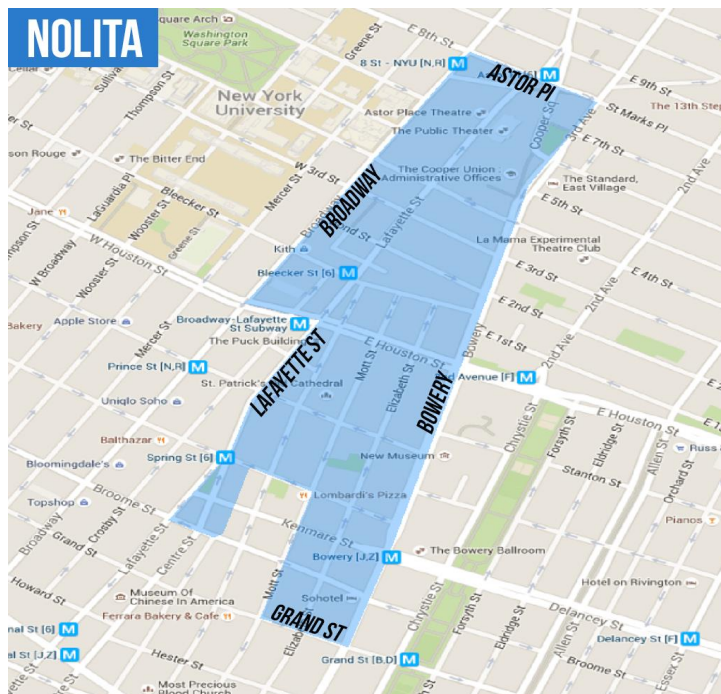
21% YoY

MANHATTAN
MEDIAN SALE PRICE



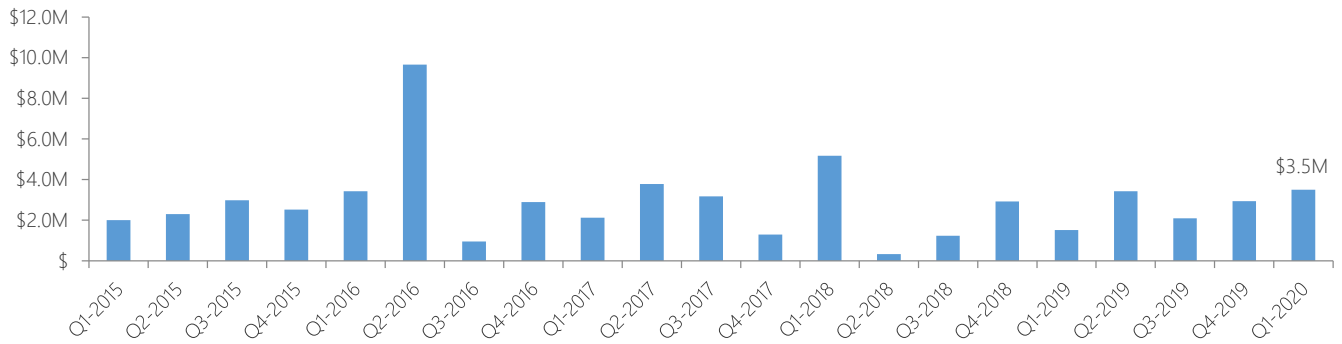
-7% YoY

NEIGHBORHOOD BOUNDARIES

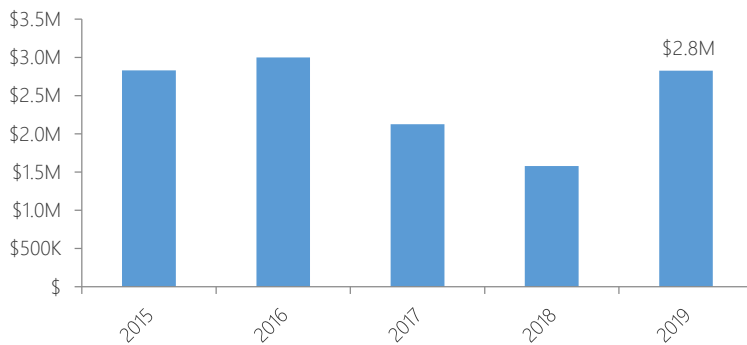


RESIDENTIAL STATS

Median Sale Price by Quarter

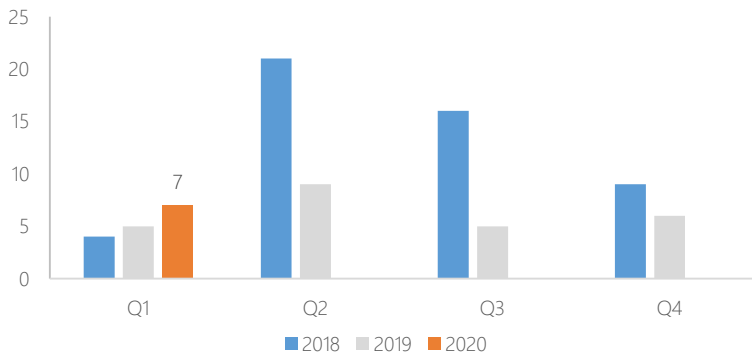


Median Sale Price by Year



Number of Transactions

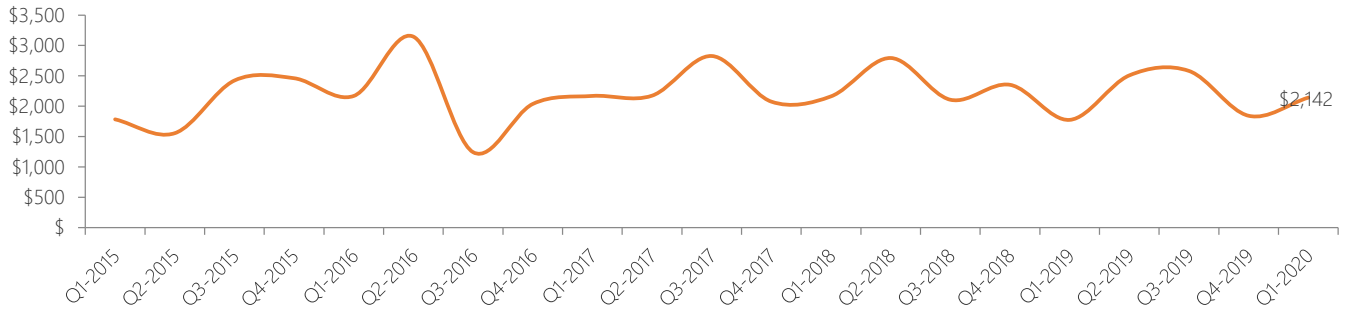
Quarter	2015	2016	2017	2018	2019	2020
Q1	11	6	7	4	5	7
Q2	10	2	4	21	9	
Q3	13	4	4	16	5	
Q4	10	3	4	9	6	



Karen Kostiw
 P: 917.524.4152
 kkostiw@warburgrealty.com
 www.karenkostiw.com



Median Sale Price per Square Foot

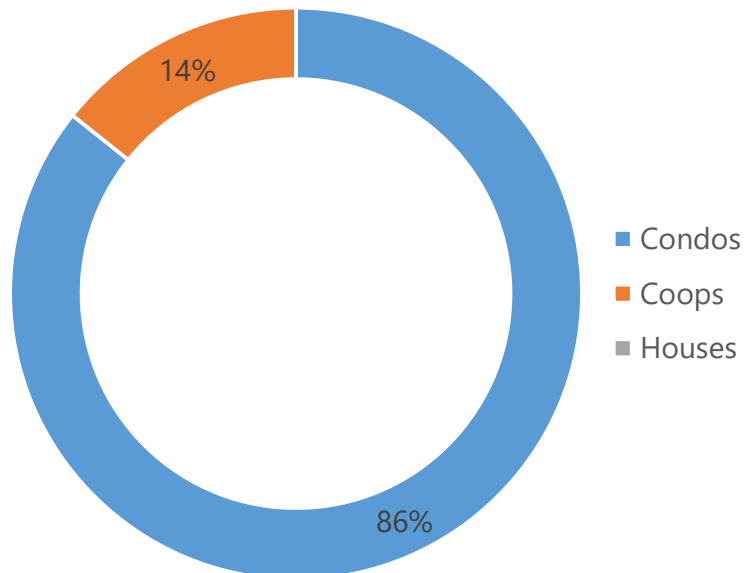


RESIDENTIAL SALES BREAKDOWN

Type of Residential Properties Sold

Property Type	Median sale price	Y-o-Y	Median sale price/sqft	Y-o-Y	Transactions
Condos	\$3,622,500	140%	\$2,142	21%	6
Coops	\$3,500,000	-	-	-	1
Houses	-	-	-	-	0

Number of Sales by Building Type



LIST OF TRANSACTIONS

Address	BBL	Sale date	Sale price	Property type	Sqft
211 Elizabeth St #PH	1-00493-1116	4-Feb-20	\$8,225,000	Condo	2,122
374 Broome St #PH B	1-00480-1110	18-Mar-20	\$7,700,000	Condo	3,486
225 Lafayette St #11B	1-00481-1132	16-Mar-20	\$3,995,000	Condo	2,154
256 Mott St #1	1-00508-0006	20-Feb-20	\$3,500,000	Coop	
211 Elizabeth St #6S	1-00493-1113	30-Mar-20	\$3,250,000	Condo	1,114
256 Bowery #5D	1-00507-1116	30-Jan-20	\$1,125,000	Condo	542
122-124 Elizabeth St #5D	1-00470-1020	30-Jan-20	\$692,000	Condo	460



Karen Kostiw
P: 917.524.4152
kkostiw@warburgrealty.com
www.karenkostiw.com

