

THEATRE DISTRICT - TIMES SQUARE

A quarterly analysis of residential sales
in Theatre District - Times Square, Manhattan

Ist Quarter 2020

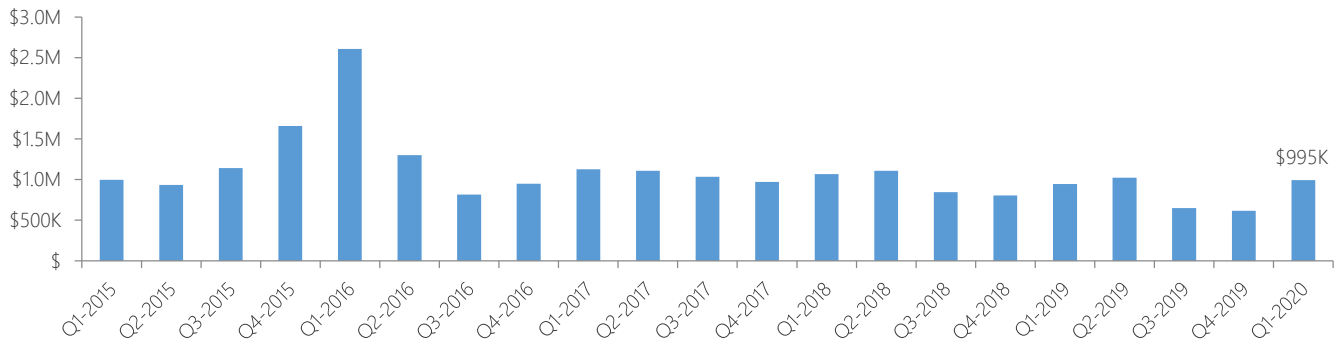


Karen Kostiw
P: 917.524.4152
kkostiw@warburgrealty.com
www.karenkostiw.com

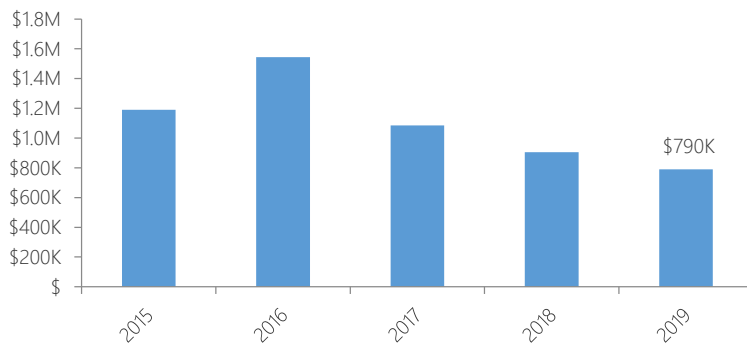


RESIDENTIAL STATS

Median Sale Price by Quarter

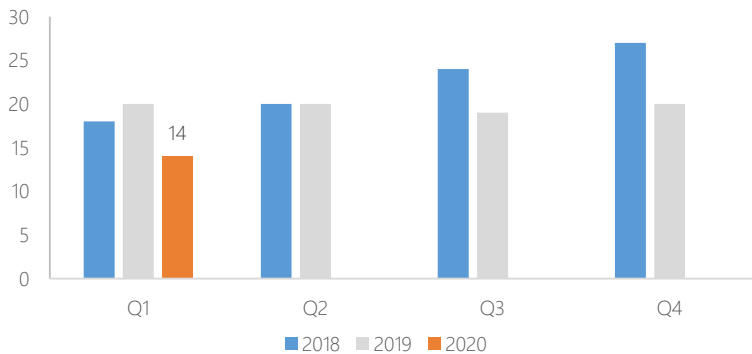


Median Sale Price by Year



Number of Transactions

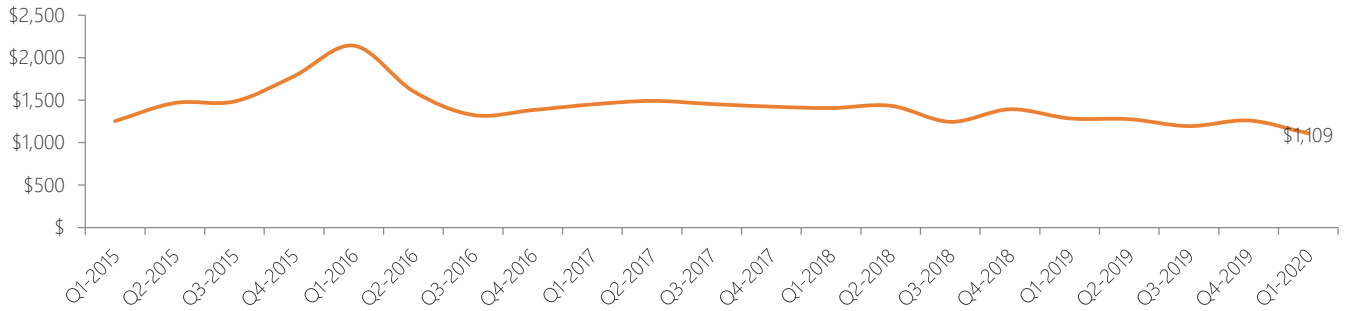
Quarter	2015	2016	2017	2018	2019	2020
Q1	31	63	28	18	20	14
Q2	46	37	35	20	20	
Q3	38	32	20	24	19	
Q4	64	21	24	27	20	



Karen Kostiw
 P: 917.524.4152
 kkostiw@warburgrealty.com
 www.karenkostiw.com



Median Sale Price per Square Foot

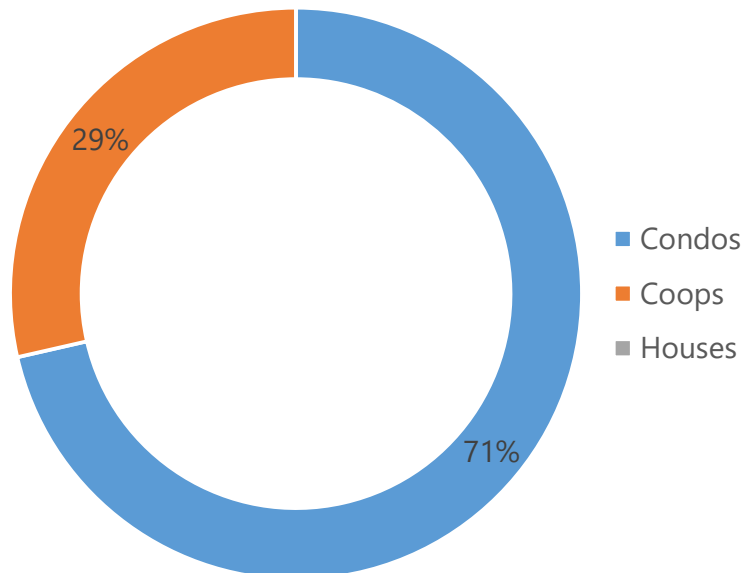


RESIDENTIAL SALES BREAKDOWN

Type of Residential Properties Sold

Property Type	Median sale price	Y-o-Y	Median sale price/sqft	Y-o-Y	Transactions
Condos	\$1,255,000	33%	\$1,109	-16%	10
Coops	\$214,500	-72%	-	-	4
Houses	-	-	-	-	0

Number of Sales by Building Type



LIST OF TRANSACTIONS

Address	BBL	Sale date	Sale price	Property type	Sqft
247 W 46th St #2103	1-01018-1214	29-Jan-20	\$2,125,000	Condo	1,391
112 W 56th St #22N	1-01008-1028	24-Jan-20	\$1,680,000	Condo	1,590
1600 Broadway #19C	1-01020-1197	18-Feb-20	\$1,450,000	Condo	1,329
1600 Broadway #15C	1-01020-1169	4-Feb-20	\$1,425,000	Condo	1,329
112 W 56th St #14S	1-01008-1013	3-Feb-20	\$1,310,000	Condo	1,590
1600 Broadway #10G	1-01020-1145	21-Feb-20	\$1,200,000	Condo	1,144
1600 Broadway #PH 1B	1-01020-1217	17-Jan-20	\$1,090,000	Condo	889
825 Seventh Ave #15D	1-01006-1030	3-Jan-20	\$900,000	Condo	798
1600 Broadway #17F	1-01020-1186	17-Mar-20	\$745,000	Condo	592
150 W 56th St #3911	1-01008-1235	13-Mar-20	\$720,000	Condo	539
100 W 57th St #16P	1-01009-0029	13-Feb-20	\$350,000	Coop	
100 W 57th St #19B	1-01009-0029	9-Jan-20	\$300,000	Coop	
100 W 57th St #PH H	1-01009-0029	18-Mar-20	\$129,000	Coop	
100 W 57th St #8Q	1-01009-0029	19-Feb-20	\$100,000	Coop	



Karen Kostiw
P: 917.524.4152
kkostiw@warburgrealty.com
www.karenkostiw.com

